

**SAN MATEO COUNTY
COMMUNITY COLLEGE DISTRICT**

ANNUAL FINANCIAL REPORT

JUNE 30, 2013 AND 2012

SAN MATEO COUNTY COMMUNITY COLLEGE DISTRICT

TABLE OF CONTENTS JUNE 30, 2013

FINANCIAL SECTION

Independent Auditors' Report	2
Management's Discussions and Analysis (Required Supplementary Information)	4
Basic Financial Statements – Primary Government	
Statements of Net Position	17
Statements of Revenues, Expenses, and Changes in Net Position	18
Statements of Cash Flows	19
Fiduciary Funds	
Statements of Net Position	21
Discretely Presented Component Unit – The Educational Housing Corporation	
Statement of Financial Position	22
Statement of Activities	23
Statement of Cash Flows	24
Notes to Financial Statements	25

REQUIRED SUPPLEMENTARY INFORMATION

Schedule of Other Postemployment Benefit (OPEB) Funding Progress	54
--	----

SUPPLEMENTARY INFORMATION

District Organization	56
Schedule of Expenditures of Federal Awards	57
Schedule of Expenditures of State Awards	59
Schedule of Workload Measures for State General Apportionment Annual (Actual) Attendance	60
Reconciliation of <i>Education Code</i> Section 84362 (50 Percent Law) Calculation	63
Reconciliation of Annual Financial and Budget Report (CCFS-311) with Fund Financial Statements	64
Proposition 30 Education Protection Act (EPA) Expenditure Report	65
Note to Supplementary Information	66

INDEPENDENT AUDITORS' REPORTS

Report on Internal Control Over Financial Reporting and on Compliance and Other Matters Based on an Audit of Financial Statements Performed in Accordance with <i>Government Auditing Standards</i>	69
Report on Compliance for Each Major Program and Report on Internal Control Over Compliance Required by OMB Circular A-133	71
Report on State Compliance	73

SCHEDULE OF FINDINGS AND QUESTIONED COSTS

Summary of Auditors' Results	76
Financial Statement Findings and Recommendations	77
Federal Awards Findings and Questioned Costs	78
State Awards Findings and Questioned Costs	79
Summary Schedule of Prior Audit Findings	82

FINANCIAL SECTION



VAVRINEK, TRINE, DAY
& COMPANY, LLP
Certified Public Accountants

VALUE THE DIFFERENCE

INDEPENDENT AUDITORS' REPORT

Board of Trustees
San Mateo County Community College District
San Mateo, California

Report on the Financial Statements

We have audited the accompanying financial statements of the business-type activities and the discretely presented component unit, the Education Housing Corporation of San Mateo County Community College District (the District) as of and for the years ended June 30, 2013 and 2012, and the related notes to the financial statements, which collectively comprise the District's basic financial statements as listed in the Table of Contents.

Management's Responsibility for the Financial Statements

Management is responsible for the preparation and fair presentation of these financial statements in accordance with accounting principles generally accepted in the United States of America; this includes the design, implementation, and maintenance of internal control relevant to the preparation and fair presentation of financial statements that are free from material misstatements, whether due to fraud or error.

Auditor's Responsibility

Our responsibility is to express opinions on these financial statements based on our audits. We conducted our audits in accordance with auditing standards generally accepted in the United States of America and the standards applicable to financial audits contained in *Government Auditing Standards* issued by the Comptroller General of the United States. Those standards require that we plan and perform the audits to obtain reasonable assurance about whether the financial statements are free from material misstatement.

An audit involves performing procedures to obtain audit evidence about the amounts and disclosures in the financial statements. The procedures selected depend on the auditor's judgment, including the assessment of the risks of material misstatement of the financial statements, whether due to fraud or error. In making those risk assessments, the auditor considers internal control relevant to the District's preparation and fair presentation of the financial statements in order to design audit procedures that are appropriate in the circumstances, but not for the purpose of expressing an opinion on the effectiveness of the District's internal control. Accordingly, we express no such opinion. An audit also includes evaluating the appropriateness of accounting policies used and the reasonableness of significant accounting estimates made by management, as well as evaluating the overall presentation of the financial statements.

We believe the audit evidence we have obtained is sufficient and appropriate to provide a basis for our audit opinions.

Opinions

In our opinion, the financial statements referred to above present fairly, in all material respects, the financial position of the business-type activities and the discretely presented component unit of the District as of June 30, 2013 and 2012, and the changes in net position and cash flows for the years then ended in accordance with accounting principles generally accepted in the United States of America.

Changes in Accounting Principles

As discussed in the Notes to the basic financial statements, the accompanying financial statements reflect certain changes required as a result of the implementation of GASB Statement No. 62 for the year ended June 30, 2013. These changes require a restatement of the beginning net position of the District as discussed in Note 16. Our opinion is not modified with respect to this matter.

Other Matters

Required Supplementary Information

Accounting principles generally accepted in the United States of America require the Management's Discussion and Analysis and the Schedule of Other Postemployment Benefits (OPEB) Funding Progress as listed in the Table of Contents be presented to supplement the basic financial statements. Such information, although not a part of the basic financial statements, is required by the Governmental Accounting Standards Board, who considers it to be an essential part of financial reporting for placing the basic financial statements in an appropriate operational, economic, or historical context. We have applied certain limited procedures to the required supplementary information in accordance with auditing standards generally accepted in the United States of America, which consisted of inquiries of management about the methods of preparing the information and comparing the information for consistency with management's responses to our inquiries, the basic financial statements, and other knowledge we obtained during our audits of the basic financial statements. We do not express an opinion or provide any assurance on the information because the limited procedures do not provide us with sufficient evidence to express an opinion or provide any assurance.

Other Information

Our audits were conducted for the purpose of forming opinions on the financial statements that collectively comprise the District's basic financial statements. The supplementary information listed in the Table of Contents, including the Schedule of Expenditures of Federal Awards, as required by U.S. Office of Management and Budget (OMB) Circular A-133, *Audits of States, Local Governments, and Non-Profit Organizations*, is presented for purposes of additional analysis and is not a required part of the basic financial statements.

The supplementary information, including the Schedule of Expenditures of Federal Awards, is the responsibility of management and was derived from and relates directly to the underlying accounting and other records used to prepare the basic financial statements. Such information has been subjected to the auditing procedures applied in the audits of the basic financial statements and certain additional procedures, including comparing and reconciling such information directly to the underlying accounting and other records used to prepare the basic financial statements or to the basic financial statements themselves, and other additional procedures in accordance with auditing standards generally accepted in the United States of America. In our opinion, the supplementary information is fairly stated, in all material respects, in relation to the basic financial statements as a whole.

Other Reporting Required by *Government Auditing Standards*

In accordance with *Government Auditing Standards*, we have also issued our report dated December 18, 2013, on our consideration of the District's internal control over financial reporting and on our tests of its compliance with certain provisions of laws, regulations, contracts, grant agreements, and other matters. The purpose of that report is to describe the scope of our testing of internal control over financial reporting and compliance and the results of that testing, and not to provide an opinion on the internal control over financial reporting or on compliance. That report is an integral part of an audit performed in accordance with *Government Auditing Standards* in considering the District's internal control over financial reporting and compliance.

Vavrinek, Time, Day & Co., LLP

Pleasanton, California
December 18, 2013

SAN MATEO COUNTY COMMUNITY COLLEGE DISTRICT

MANAGEMENT'S DISCUSSION AND ANALYSIS

JUNE 30, 2013

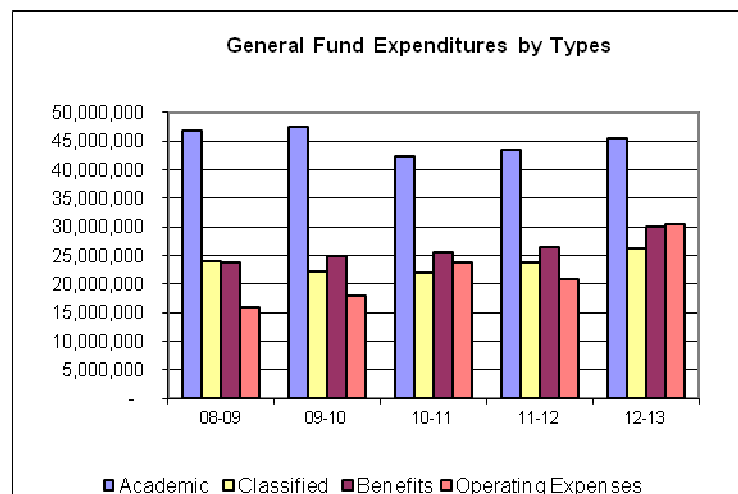
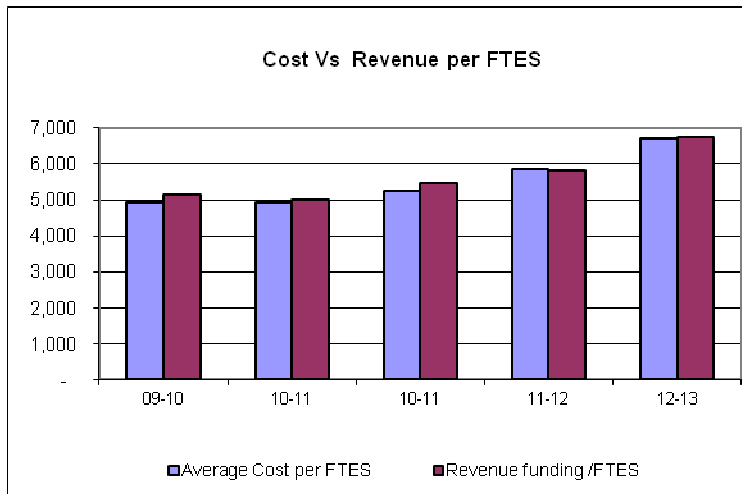
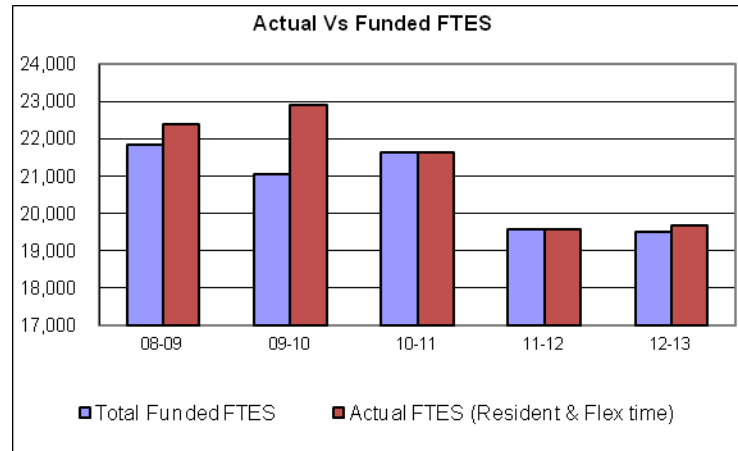
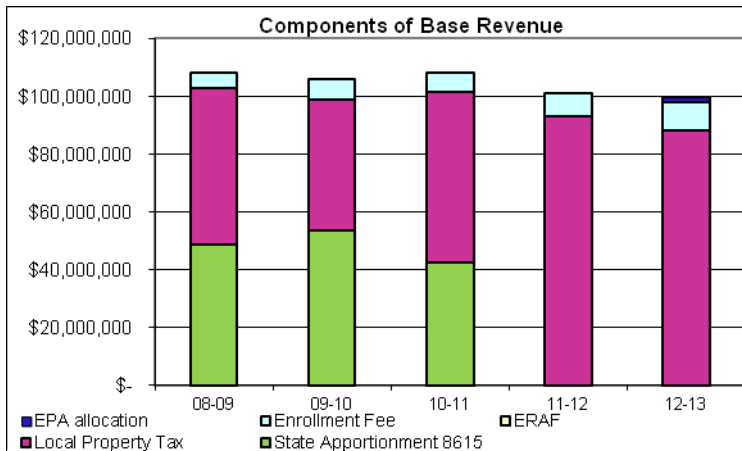
Introduction

The San Mateo County Community College District's (the District) Annual Financial Report presents management's discussion and analysis of the District's financial activities during the fiscal years ended June 30, 2013, June 30, 2012, and June 30, 2011. The discussion has been prepared by management and is best read in conjunction with the financial statements and the notes following this section.

There are three basic financial statements that provide information on the District's financial activities as a whole. These statements are:

- Statement of Net Position
- Statement of Revenues, Expenses and Changes in Net Position
- Statement of Cash Flows

Financial Highlights of 2012-13



SAN MATEO COUNTY COMMUNITY COLLEGE DISTRICT

MANAGEMENT'S DISCUSSION AND ANALYSIS

JUNE 30, 2013

Financial Overview Summary

Total net position at June 30, 2013 increased by \$17 million over the prior fiscal year. The increase was primarily due to an increase in completed capital outlay assets.

- Assets exceeded liabilities for the fiscal year ended June 30, 2013 by \$128 million, and total net position increased by \$17 million over last year.
- Net noncurrent assets increased by \$16 million.
- Net operating loss was \$189 million.
- Net non-operating revenue was \$164 million.

Reporting for the District as a Whole

- Economic position of the District with the State

The District has obtained the enviable status of being community supported, formerly known as basic aid. This means that when the State sets the District's revenue limit (determining how many students we are funded to serve) and deducts from that revenue limit the local property taxes and student fees, there is no need for State apportionment to sum to our revenue limit. This has happened due to two main reasons: the State has cut districts' revenue limits statewide due to State funding cuts, and the dissolution of the redevelopment agencies has increased SMCCCD's local property taxes. While this does not mean that the District has significantly more resources, it does mean that the District is no longer subject to the state borrowing funds by delaying apportionment payments. Adding to this is the parcel tax (Measure G), which continues for one more year, ending in 2013/14. This funding, approximately \$7 million per year, has allowed the District to cut significantly fewer sections than would have been cut and also maintain some services to students. In addition, the District ended 2012/13 with a positive ending balance and has a balanced budget for 2013/14.

- Salaries and Benefits

The expenditure projection for salaries includes annual increases for movement on step and column placements and longevity service increments only. The District has not received a revenue COLA from the State since 2007-08. Since becoming community supported and benefitting from redevelopment funds, fiscal year 2012-13 reflects a modest salary adjustment (2.81%) for all employee groups. The budget includes January 1, 2013 increases (0 to 16%) in non-capped health premium rates for employees and retirees. Dental insurance premiums increased 10% overall and vision premiums remained unchanged. The PERS rate increased from 10.923% to 11.417%. The District's Unemployment Insurance Contribution Rate is 1.265%. Due to its favorable insured loss experience and current insurance market conditions, the District expects minimal changes to insurance rates for 2013-14. Workers' compensation costs decreased allowing the District to adjust the internal charge percentage from 2% to 1% of salaries. To comply with GASB 45, in 2009-10, the District began charging itself an amount to cover the future medical benefit costs for current employees. These charges appear as part of the benefit expenses in all funds.

- Bond construction

As of June 30, 2013, \$458 million of the \$486 million Measure A November 2005 general obligation (GO) bond (with interest) have been spent or encumbered by contract. The projects planned under the 2005 GO bond are substantially completed with students and staff occupying the new and renovated buildings at CSM, Skyline and Cañada College.

SAN MATEO COUNTY COMMUNITY COLLEGE DISTRICT

MANAGEMENT'S DISCUSSION AND ANALYSIS

JUNE 30, 2013



Cañada College Banners



Cañada College Tennis Courts



Various small projects were completed throughout the year including: Building 5 Dining Room Remodel, Building 7 Gym Bleacher Replacement, Light Pole Banner and Signage, Tennis Court and Parking Lot Renovation, Exterior Wayfinding Signage, and Building 9 Administration Records and TRIO Reconfiguration.



College of San Mateo Building 10 College Center



College of San Mateo Tracks



Various small projects were completed throughout the year including: Vehicular Entry Security cameras, Building 5 Esthetician Area Electrical Safety Improvements, Building 5 and 8 Locker Room Renovation, Building 6 Aquatics Building Management System Integration, Building 12 Roofing, Football Field Turf Replacement, Light Pole Banner and Signage, and Exterior Wayfinding Signage.

SAN MATEO COUNTY COMMUNITY COLLEGE DISTRICT

MANAGEMENT'S DISCUSSION AND ANALYSIS

JUNE 30, 2013



Skyline College Dining Room



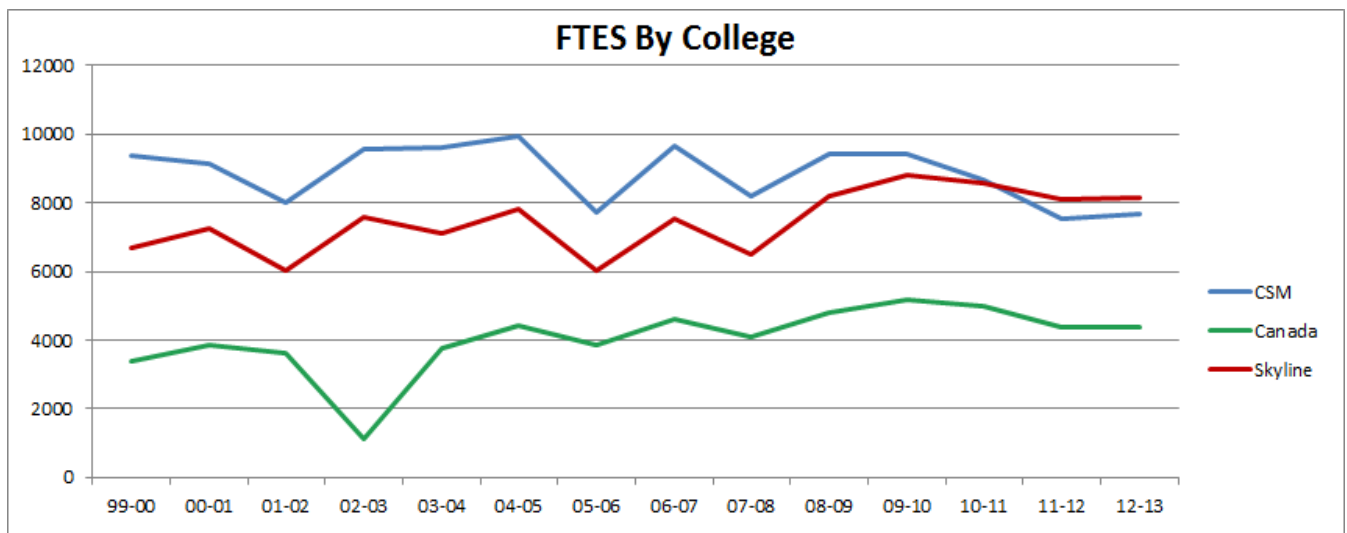
Skyline College Track Resurfacing



Various small projects were completed throughout the year including: Building 2 third floor Student Services Facelift, Building 4 Roof Plaza, Building 5 Disabled Student Programs and Services (DSPS) Relocation, Building 6 Seryery Remodel and Floor Upgrades, Building 6 Public Area Enhancement, Building 19 Pacific Heights Environmental Science Lab Remodel, Track Re-Surfacing, Lower Soccer Field Replacement, Light Pole Banner and Signage, and Exterior Wayfinding Signage.

- Enrollment

For SMCCCD, enrollment no longer drives funding, since property taxes and fees primarily determine funding. However, the Board has directed that the colleges keep their enrollment targets at or near the state-funded levels. As the economy recovers, we have seen minor changes in enrollment. The chart below shows the history of FTES in the District.



SAN MATEO COUNTY COMMUNITY COLLEGE DISTRICT

MANAGEMENT'S DISCUSSION AND ANALYSIS

JUNE 30, 2013

Net Position

The Statement of Net Position below includes all assets and liabilities of the District using the accrual basis of accounting, which is similar to the accounting basis used by private companies. Net Position, the difference between total assets and total liabilities, is one way to measure the financial condition of the District.

Following are explanatory remarks for the statement:

- Cash and cash equivalents consist of cash in the Treasury, Local Agency Investment Fund (LAIF) of the State Treasurer's Office, San Mateo County Pool Investment, Special Deposit Bond and with Wells Fargo Bank, proceeds from the District's general obligation construction bond, Institutional Investment Pool and certificates of deposit with various banks.
- Accounts receivable primarily consists of revenues from local, state, and federal sources from which the District had earnings but which were not received as of the fiscal year's closing date.
- Inventories and other assets include prepaid expenses and bookstore inventories.
- Capital assets, net of depreciation, are the net historical value of land, buildings, construction in progress and equipment less accumulated depreciation.
- Accounts payable and accrued liabilities consist of payables to the state, and federal governments for grants, as well as benefits, salaries and amounts owed to local vendors which the District incurred but for which payments were not issued as of the end of the fiscal year.
- Deferred revenues represent cash received during the fiscal year from state, federal grants, state apportionment and student fees; however, the funds were not earned as the end of the fiscal year.
- Long-term liabilities include obligations to be paid over a period longer than 1 year. The current portion represents payments due within the next 12 months. The District has compensated absences payable, and construction bond payable.
- According to GASB Statements, equity is reported as Net Position, rather than Fund Balance. The District's Net Position is classified as follows:
 - Net Investment in capital assets, represents the District's total investment in capital assets, net of outstanding debt obligations related to those capital assets.
 - Restricted Net Position consists of expendable and nonexpendable portions. Restricted expendable Net Position includes resources which the District is contractually obligated to expend in accordance with restrictions imposed by external third parties.
 - Unrestricted Net Position represents resources used for transactions relating to the educational and general operations of the District.

SAN MATEO COUNTY COMMUNITY COLLEGE DISTRICT

MANAGEMENT'S DISCUSSION AND ANALYSIS

JUNE 30, 2013

Analysis of Net Position – June 30, 2013

Table 1 Statement of Net Position

	(In Thousand) 2013	(In Thousand) 2012	(In Thousand) 2011
	<u>2013</u>	<u>2012</u>	<u>2011</u>
ASSETS			
Current Assets			
Cash and investments	\$ 203,484	\$ 205,551	\$ 226,483
Restricted cash and investments	26,437	23,588	23,588
Accounts receivable, net	10,578	11,375	21,561
Prepaid expenses	239	121	612
Deferred charges	305	341	267
Stores inventories	2,612	2,423	1,944
Total Current Assets	<u>243,655</u>	<u>243,399</u>	<u>274,455</u>
Noncurrent Assets			
Deferred charges	4,880	5,149	4,882
Nondepreciable capital assets	32,558	93,069	85,620
Depreciable capital assets, net of depreciation	625,598	548,492	556,668
Total Noncurrent Assets	<u>663,036</u>	<u>646,710</u>	<u>647,170</u>
TOTAL ASSETS	<u>906,691</u>	<u>890,109</u>	<u>921,625</u>
LIABILITIES			
Current Liabilities			
Accounts payable	17,030	14,098	22,540
Interest payable, restricted	5,866	13,221	13,992
Deferred revenue	11,921	11,493	11,443
Bonds and notes payable - current portion	17,290	14,910	12,985
Bond premium - current portion	2,000	2,000	878
Total Current Liabilities	<u>54,107</u>	<u>55,722</u>	<u>61,838</u>
Noncurrent Liabilities			
Compensated absences payable - noncurrent portion	3,848	3,766	3,375
Bonds and notes payable - noncurrent portion	689,806	687,265	688,811
Other long-term liabilities - noncurrent portion	30,444	32,444	16,673
Total Noncurrent Liabilities	<u>724,098</u>	<u>723,475</u>	<u>708,859</u>
TOTAL LIABILITIES	<u>778,205</u>	<u>779,197</u>	<u>770,697</u>
NET POSITION			
Net Investment in capital assets	(49,609)	(59,125)	6,632
Restricted for:			
Debt service	26,472	23,633	22,040
Capital projects	80,805	73,503	82,393
Educational programs	13,899	13,496	6,802
Other activities	22,441	25,406	189
Unrestricted	34,476	34,000	32,872
TOTAL NET POSITION	<u>\$ 128,485</u>	<u>\$ 110,913</u>	<u>\$ 150,928</u>

SAN MATEO COUNTY COMMUNITY COLLEGE DISTRICT

MANAGEMENT'S DISCUSSION AND ANALYSIS

JUNE 30, 2013

Statement of Revenues, Expenses and Changes in Net Position

The Statement of Revenues, Expenses and Changes in Net Position shown below consists of operating and non-operating results for the District. Operating revenues represent all revenues from exchange transactions, in which each party gives and receives essentially equal value. Non-operating revenues include State apportionments, property tax revenues, investment earnings, certain Federal and State grants, entitlements, and donations.

Table 2 – Statement of Operating Revenues

	<u>2013</u>	<u>2012</u>	<u>2011</u>
OPERATING REVENUES			
Student Tuition and Fees	\$ 26,372	\$ 21,653	\$ 17,962
Less: Fee waivers and allowance	(10,795)	(8,224)	(5,452)
Less: Bad debt	(791)	(462)	(583)
Net tuition and fees	<u>14,786</u>	<u>12,967</u>	<u>11,927</u>
Auxiliary Enterprise Sales and Charges			
Bookstore	3,230	3,153	2,776
Cafeteria	228	212	196
Fitness Center	3,545	2,774	2,082
Internal Service Sales and Charges	917	1,764	1,680
TOTAL OPERATING REVENUES	<u>22,706</u>	<u>20,870</u>	<u>18,661</u>
OPERATING EXPENSES			
Salaries	92,004	90,672	87,493
Employee benefits	37,376	32,932	32,468
Supplies, materials, and other operating expenses and services	30,009	29,102	38,108
Equipment, maintenance, and repairs	1,117	1,365	17,642
Student financial aid	23,113	22,969	20,891
Depreciation	27,595	21,408	18,566
TOTAL OPERATING EXPENSES	<u>211,213</u>	<u>198,449</u>	<u>215,168</u>
OPERATING LOSS	<u>(188,507)</u>	<u>(177,579)</u>	<u>(196,507)</u>
NONOPERATING REVENUES (EXPENSES)			
State apportionments, noncapital	932	849	43,684
Local property taxes, levied for general purposes	103,865	93,120	58,018
Local property taxes, levied for special purposes	28,977	28,859	27,915
Parcel tax	6,986	7,132	7,055
Federal grants	26,669	26,392	25,330
State grants	9,522	10,510	9,972
Local grants	2,425	2,519	2,923
State taxes and other revenues	3,536	3,696	3,464
Investment income (loss), net	2,540	3,832	2,404
Interest expense on capital related debt	(22,086)	(31,722)	(31,317)
Interest income on capital asset-related debt, net	204	202	94
Other nonoperating revenues (expenses)	333	(14,196)	372
TOTAL NONOPERATING REVENUES (EXPENSES)	<u>163,903</u>	<u>131,193</u>	<u>149,914</u>
LOSS BEFORE OTHER REVENUES AND EXPENSES	<u>(24,604)</u>	<u>(46,387)</u>	<u>(46,593)</u>
State revenues, capital	1,465	4,277	4,909
Local revenues, capital	2,534	2,094	6,167
TOTAL OTHER REVENUES AND EXPENSES	<u>3,999</u>	<u>6,371</u>	<u>11,076</u>
CHANGE IN NET POSITION	(20,605)	(40,015)	(35,517)
NET POSITION, BEGINNING OF YEAR	149,090	150,928	186,444
NET POSITION, END OF YEAR	<u>\$ 128,485</u>	<u>\$ 110,913</u>	<u>\$ 150,927</u>

SAN MATEO COUNTY COMMUNITY COLLEGE DISTRICT

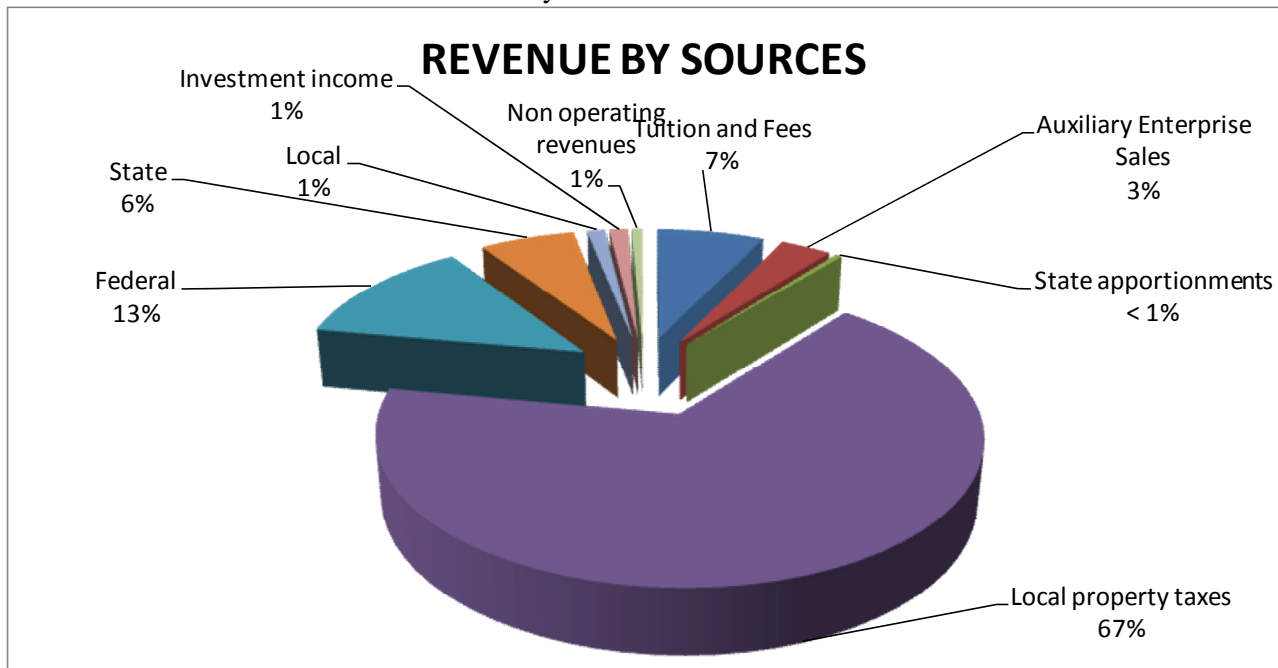
MANAGEMENT'S DISCUSSION AND ANALYSIS

JUNE 30, 2013

Explanatory information for the statement is as follows:

- Tuition and Fees include enrollment, health, non-resident tuition, other student fees, less scholarship discount and allowance as defined by GASB statement No. 35.
- Auxiliary Enterprise Sales and Charges consist of bookstore and cafeteria sales and fitness center income, less discount allowances.
- Internal Services include self-insurance for General Liability and Workers Compensation.
- State apportionments, non-capital includes state apportionment, apprenticeship, and child development apportionment.
- Local property taxes and other non-operating revenues consist primarily of secured and unsecured taxes which are payable to the District in December and March of each year. The County of San Mateo collects the taxes on behalf of the District. Other non-operating revenues are State Lottery revenue and miscellaneous local income.
- Federal, and state grants and contract services are exchange transactions for which the District files applications, complies with individual spending restrictions, files expenditure reports, and/or signs contracts.
- Net investment income includes interest from the San Mateo County Investment Pool managed by the County Treasurer, certificates of deposit, bond proceeds, and Local Agency Investment Fund (LAIF), less interest expense on capital related debt.
- State and Local Revenues - Capital includes State scheduled maintenance funding and issuance of the General Bond. These revenues relate mainly to construction activities.

Below is an illustration of District revenues by source:



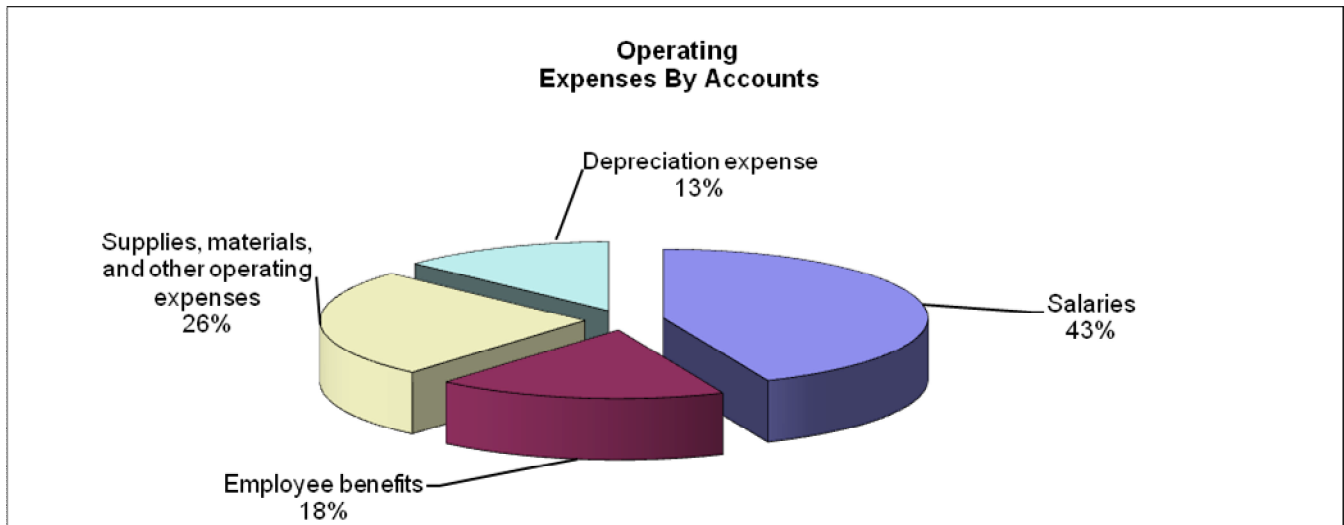
SAN MATEO COUNTY COMMUNITY COLLEGE DISTRICT

MANAGEMENT'S DISCUSSION AND ANALYSIS

JUNE 30, 2013

Revenues and expenses changed mainly due to the following:

- Net Operating Revenue illustrated an increase due to an increase in tuition and fees.
- Net Non-operating Revenue increased mainly due to increase in local property tax and decrease in interest expense on capital related debt.



The District's operating expenses are shown below (with explanatory remarks) by account and by activity. Following are explanatory comments for the Statement of Operating Expenses by Account:

- Salaries and benefits expenses, which represent the largest percentage of the District operating expense.
- Supplies, materials, other operating expenses, services and utilities are the normal cost of operating expenses for exchange transactions.
- Depreciation of capital assets is computed and recorded using the straight-line method. The District maintains a capitalization threshold of \$5,000 for equipment and \$100,000 for building improvements. Useful lives of the assets are estimated as follows:
 - 5 to 10 years for equipment
 - 25 to 50 years for improvements
 - 25 to 50 years for buildings

SAN MATEO COUNTY COMMUNITY COLLEGE DISTRICT

MANAGEMENT'S DISCUSSION AND ANALYSIS

JUNE 30, 2013

Cash Flows

The Statement of Cash Flows shown below provides information about cash receipts and cash payments during the fiscal year. The statement also assists readers in understanding the District's ability to generate net cash flows, and its ability to meet obligations as they come due and the District's need for assistance via external financing. The District has adopted the direct method, and under this method, data for cash flow present operating activities by major categories of gross receipts and gross payments as well as the resulting net amount. Additional explanatory information for the statement is as follows:

- The main cash receipts from operating activities consist of tuition, student fees, and auxiliary enterprise sales. Cash outlays include payment of salaries, benefits, supplies and operating expenses.
- State apportionments and property taxes are the primary source of non-capital financing.
- For capital financing activities, the main sources are from special State Apportionments and General Obligation Bond and C.O.P. proceeds.
- Cash from investing activities consists of Interest from County Investment Pool, Institutional Investment Pool, Certificates of Deposits, Bond and Local Agency Investment Fund (LAIF).

Table 3 – Statement of Cash Flows

	<u>2013</u>	<u>2012</u>	<u>2011</u>
CASH FLOWS PROVIDED BY (USED IN):	in thousands	in thousands	in thousands
Operating Activities	\$ (157,929)	\$ (152,794)	\$ (167,566)
Noncapital financing activities	184,237	164,787	183,752
Capital financing activities	(28,267)	(36,906)	(73,166)
Investing activities	2,741	3,981	2,754
NET INCREASE IN CASH AND CASH EQUIVALENTS	782	(20,932)	(54,226)
CASH & CASH EQUIVALENTS, BEGINNING OF YEAR	229,139	250,071	304,297
CASH AND CASH EQUIVALENTS, END OF YEAR	<u>\$ 229,921</u>	<u>\$ 229,139</u>	<u>\$ 250,071</u>

SAN MATEO COUNTY COMMUNITY COLLEGE DISTRICT

MANAGEMENT'S DISCUSSION AND ANALYSIS

JUNE 30, 2013

Economic Factors and the 2013-14 Budget

Being community supported, the District's revenues primarily consist of property tax revenues and student fees and are relatively predictable. The County Assessor's Office has stated that property taxes will go up 6.3% county-wide in 2013-14. In addition, the District received over \$8 million of one-time and ongoing reallocated redevelopment funds in 2012/13 due to the demise of redevelopment agencies in 2011/12. The ongoing portion of these funds will continue to grow as property taxes grow, and also as the former redevelopment agencies pay off their debt. This puts the District on very solid financial footing. The District continues to build multi-year financial plans and has planned balanced budgets through 2015/16.

C.I.P. Planning 2013-14 and Beyond

Staff continues to revise and update the master schedule and the master budget of the Capital Improvement Program to coincide with the funding and programming requirements. However, the District has experienced a decline in State Capital Outlay funds for projects on all three campuses due to the fact that the State failed to approve an educational facilities bond in 2006, 2008, 2010, and 2012.

Compilations of site-specific activities, which are currently in design or construction phase, are listed below:

Cañada College:

- Building 5/6/8/9 Water Intrusion
 - Anticipated Completion date: Spring 2014
- Parking Lot and Roadway Light Upgrade (LED)
 - Anticipated Completion date: Summer 2014
- Building 3 Theater Carper Replacement
 - Anticipated Completion date: Spring 2014
- Solar Installation
 - Anticipated Completion date: Summer 2014
- Baseball Field Upgrade
 - Anticipated Completion date: Summer 2014
- Soccer Field Upgrade
 - Anticipated Completion date: Winter 2013

College of San Mateo:

- North Gateway Project, Phase 2: Demolition of Buildings 21-29, Landscape and Hardscape
 - Anticipated Completion date: Summer 2014
- Building 9 Library Carpet replacement
 - Anticipated Completion date: Winter 2013
- Building 10 Exterior Stair Connection to Softball Plaza
 - Anticipated Completion date: Spring 2014
- Building 19 Hazardous Materials Abatement
 - Anticipated Completion date: Winter 2013
- Diagonal Path Extension
 - Anticipated Completion date: Spring 2014
- East Perimeter Road Sidewalk Addition
 - Anticipated Completion date: Winter 2013
- Parking Lot and Street Light Upgrade (LED)
 - Anticipated Completion date: Summer 2014

SAN MATEO COUNTY COMMUNITY COLLEGE DISTRICT

MANAGEMENT'S DISCUSSION AND ANALYSIS

JUNE 30, 2013

- Edison Parking Lot
 - Scheduled to Commence: Pending Legal Appeal
- Baseball Field Upgrades
 - Anticipated Completion date: Summer 2014

Skyline College:

- Building 14 Child Development Center Security and ECE Improvement
 - Anticipated Completion date: Winter 2013
- Building 5 Library Carpet Replacement
 - Anticipated Completion date: Winter 2013
- Baseball Field Upgrade
 - Anticipated Completion date: Summer 2014
- Upper Soccer Field Upgrade
 - Anticipated Completion date: Winter 2013

District Wide

- Districtwide Utility Consumption Measurement & Verification
 - Anticipated Completion date: Spring 2014
- Districtwide Monitoring Based Commissioning (MBCx) Energy Efficiency Improvements
 - Anticipated Completion date: Spring 2014
- Districtwide Infrastructure Analysis and Survey
 - Anticipated Completion date: Winter 2013

San Mateo County Community College District is fortunate in having legislative authority to use a variety of construction delivery methods to best suit each project's character and bring best value to the Colleges and our taxpayers, including design-build, multiple-prime contracting, as well as the traditional design-bid-build delivery method.

Staff and Faculty Housing

In response to the very high cost of housing in San Mateo County, the College District built two apartment projects for faculty and staff, namely College Vista and Cañada Vista. The College District has a total of 104 units—60 at Cañada Vista and 44 at College Vista. Rents for these units are significantly below market, which allows residents to save for a down payment on a home. To date, 22 residents have moved out of the faculty and staff housing and purchased their own home.

Cañada Vista opened in August, 2010 and College Vista has been open for more than 6 ½ years. Interior amenities at both projects include 9 foot ceilings, wood entryways, individual patios or decks; individual garages, large windows and sliding glass doors. The College District believes that provision of this housing has helped the District increase its retention of employees.

SAN MATEO COUNTY COMMUNITY COLLEGE DISTRICT

MANAGEMENT'S DISCUSSION AND ANALYSIS

JUNE 30, 2013

College Vista:



Cañada Vista:



Contacting the District's Financial Management Office

This financial report is designed to provide our citizens, taxpayers, students, investors and creditors with a general overview of the District's finances and to show the District's accountability for funding received. Questions or concerns about this report or requests for additional financial information should be addressed to Kathy Blackwood, Executive Vice Chancellor, by phone at 650-358-6869 or by e-mail at blackwoodk@smccd.edu.

SAN MATEO COUNTY COMMUNITY COLLEGE DISTRICT

**STATEMENTS OF NET POSITION - PRIMARY GOVERNMENT
FOR THE YEARS ENDED JUNE 30, 2013 AND 2012**

	<u>2013</u>	<u>2012</u>
ASSETS		
Current Assets		
Cash and investments	\$ 203,484,355	\$ 205,551,320
Restricted cash and investments	26,436,848	23,587,629
Accounts receivable, net	10,577,768	11,375,095
Prepaid expenses	238,778	120,817
Deferred charges	305,198	341,503
Inventories	2,611,806	2,423,067
Total Current Assets	<u>243,654,753</u>	<u>243,399,431</u>
Noncurrent Assets		
Deferred charges	4,880,152	5,149,045
Nondepreciable capital assets	32,557,758	93,068,540
Depreciable capital assets, net of depreciation	625,597,908	548,492,322
Total Noncurrent Assets	<u>663,035,818</u>	<u>646,709,907</u>
TOTAL ASSETS	<u>906,690,571</u>	<u>890,109,338</u>
LIABILITIES		
Current Liabilities		
Accounts payable	17,030,000	14,098,313
Interest payable	5,866,377	13,220,817
Deferred revenue	11,920,829	11,492,562
Bonds and notes payable - current portion	17,290,000	14,910,000
Bond premium - current portion	2,000,003	2,000,003
Total Current Liabilities	<u>54,107,209</u>	<u>55,721,695</u>
Noncurrent Liabilities		
Compensated absences payable - noncurrent portion	3,848,333	3,765,476
Bonds and notes payable - noncurrent portion	689,805,787	687,265,138
Other long-term liabilities - noncurrent portion	30,444,336	32,444,339
Total Noncurrent Liabilities	<u>724,098,456</u>	<u>723,474,953</u>
TOTAL LIABILITIES	<u>778,205,665</u>	<u>779,196,648</u>
NET POSITION		
Net investment in capital assets	(49,608,514)	(59,124,968)
Restricted for:		
Debt service	26,472,082	23,632,460
Capital projects	80,805,152	73,502,940
Educational programs	13,899,287	13,495,709
Other activities	22,440,761	25,406,277
Unrestricted	34,476,138	34,000,272
TOTAL NET POSITION	<u>\$ 128,484,906</u>	<u>\$ 110,912,690</u>

The accompanying notes are in an integral part of these financial statements.

SAN MATEO COUNTY COMMUNITY COLLEGE DISTRICT

STATEMENTS OF REVENUES, EXPENSES, AND CHANGES IN NET POSITION - PRIMARY GOVERNMENT FOR THE YEARS ENDED JUNE 30, 2013 AND 2012

	2013	2012
OPERATING REVENUES		
Student Tuition and Fees	\$ 26,372,479	\$ 21,652,634
Less: Fee waivers and allowance	(10,794,843)	(8,223,892)
Less: Bad debt	(791,217)	(462,198)
Net tuition and fees	<u>14,786,419</u>	<u>12,966,544</u>
Auxiliary Enterprise Sales and Charges		
Bookstore	3,229,619	3,153,480
Cafeteria	227,745	211,805
Fitness Center	3,545,269	2,774,126
Internal Service Sales and Charges	916,587	1,763,716
TOTAL OPERATING REVENUES	<u>22,705,639</u>	<u>20,869,671</u>
OPERATING EXPENSES		
Salaries	92,003,826	90,671,696
Employee benefits	37,376,039	32,932,470
Supplies, materials, and other operating expenses and services	30,008,587	29,102,356
Equipment, maintenance, and repairs	1,117,105	1,364,788
Student financial aid	23,112,911	22,969,111
Depreciation	27,594,568	21,408,359
TOTAL OPERATING EXPENSES	<u>211,213,036</u>	<u>198,448,780</u>
OPERATING LOSS	<u>(188,507,397)</u>	<u>(177,579,109)</u>
NONOPERATING REVENUES (EXPENSES)		
State apportionments, noncapital	932,292	848,646
Local property taxes, levied for general purposes	103,864,700	93,119,831
Local property taxes, levied for special purposes	28,977,091	28,859,238
Parcel tax	6,986,474	7,132,066
Federal grants	26,669,123	26,392,186
State grants	9,521,575	10,509,913
Local grants	2,425,034	2,518,886
State taxes and other revenues	3,536,258	3,695,636
Investment income (loss), net	2,539,589	3,832,486
Interest expense on capital related debt	(22,085,926)	(31,722,355)
Interest income on capital asset-related debt, net	203,812	202,001
Other nonoperating revenues (expenses)	333,118	(14,195,979)
TOTAL NONOPERATING REVENUES	<u>163,903,140</u>	<u>131,192,555</u>
LOSS BEFORE OTHER REVENUES AND EXPENSES	<u>(24,604,257)</u>	<u>(46,386,554)</u>
State revenues, capital	1,465,128	4,277,204
Local revenues, capital	2,533,773	2,094,011
TOTAL OTHER REVENUES AND EXPENSES	<u>3,998,901</u>	<u>6,371,215</u>
CHANGE IN NET POSITION	<u>(20,605,356)</u>	<u>(40,015,339)</u>
NET POSITION, BEGINNING OF YEAR, RESTATED	<u>149,090,262</u>	<u>150,928,029</u>
NET POSITION, END OF YEAR	<u>\$ 128,484,906</u>	<u>\$ 110,912,690</u>

The accompanying notes are in an integral part of these financial statements.

SAN MATEO COUNTY COMMUNITY COLLEGE DISTRICT

**STATEMENTS OF CASH FLOWS – PRIMARY GOVERNMENT
FOR THE YEARS ENDED JUNE 30, 2013 AND 2012**

	<u>2013</u>	<u>2012</u>
CASH FLOWS FROM OPERATING ACTIVITIES		
Tuition and fees	\$ 13,980,272	\$ 16,143,480
Local grants and contracts	1,777,554	1,243,888
Payments to vendors for supplies and services	(31,981,264)	(31,374,506)
Payments to or on behalf of employees	(126,844,868)	(123,373,712)
Payments to students for scholarships and grants	(23,112,911)	(23,433,630)
Auxiliary sales	8,251,920	8,000,619
Net Cash Flows Used In Operating Activities	<u>(157,929,297)</u>	<u>(152,793,861)</u>
CASH FLOWS FROM NONCAPITAL FINANCING ACTIVITIES		
State apportionments	2,600,257	5,572,729
Property taxes, levied for general purposes	103,864,700	93,119,831
Property taxes, levied for special purposes	28,977,091	28,859,238
Grant and contracts	37,696,378	39,421,223
State taxes and other apportionments	3,089,337	4,988,123
Other receipts and disbursements	8,009,978	(7,173,808)
Net Cash Flows From Noncapital Financing Activities	<u>184,237,741</u>	<u>164,787,336</u>
CASH FLOWS FROM CAPITAL FINANCING ACTIVITIES		
Purchase of capital assets	(7,444,228)	(28,012,246)
Loss on disposal of capital assets	1,188,995	95,228
Bond proceeds	-	125,553,013
State revenue, capital projects	1,465,128	4,277,204
Local revenue, capital projects	2,533,773	2,094,011
Deferred cost on issuance	-	(341,503)
Principal paid on capital debt	(16,910,003)	(127,169,690)
Interest paid on capital debt	(9,304,519)	(13,604,426)
Interest received on capital asset-related debt	203,812	202,001
Net Cash Flows Used In Capital Financing Activities	<u>(28,267,042)</u>	<u>(36,906,408)</u>
CASH FLOWS FROM INVESTING ACTIVITIES		
Interest received from investments	2,740,852	3,981,136
NET CHANGE IN CASH AND CASH EQUIVALENTS	782,254	(20,931,797)
CASH AND CASH EQUIVALENTS, BEGINNING OF YEAR	229,138,949	250,070,746
CASH AND CASH EQUIVALENTS, END OF YEAR	<u>\$ 229,921,203</u>	<u>\$ 229,138,949</u>

The accompanying notes are in an integral part of these financial statements.

SAN MATEO COUNTY COMMUNITY COLLEGE DISTRICT

**STATEMENTS OF CASH FLOWS, PRIMARY GOVERNMENT, Continued
FOR THE YEARS ENDED JUNE 30, 2013 AND 2012**

	<u>2013</u>	<u>2012</u>
RECONCILIATION OF NET OPERATING LOSS TO NET CASH FLOWS FROM OPERATING ACTIVITIES		
Operating Loss	\$ (188,507,397)	\$ (177,579,109)
Adjustments to Reconcile Operating Loss to Net Cash Used by Operating Activities:		
Depreciation expense	27,594,568	21,408,359
Miscellaneous nonoperating income		
Changes in Assets and Liabilities:		
Receivables, net	543,399	3,659,944
Inventories	(188,739)	(478,830)
Prepaid and other current assets	(117,961)	-
Student loans receivable, net	499,586	416,740
Accounts payable and accrued liabilities	3,175,120	(617,562)
Deferred revenue	(320,344)	396,597
Total Adjustments	<u>31,185,629</u>	<u>24,785,248</u>
Net Cash Flows Provided For Operating Activities	<u>\$ (157,321,768)</u>	<u>\$ (152,793,861)</u>
 CASH AND CASH EQUIVALENTS CONSIST OF THE FOLLOWING:		
Cash and investments	\$ 203,484,355	\$ 205,551,320
Restricted cash and investments	26,436,848	23,587,629
Total Cash and Cash Equivalents	<u>\$ 229,921,203</u>	<u>\$ 229,138,949</u>
 NON CASH TRANSACTIONS		
On behalf payments for benefits	<u>\$ 1,903,158</u>	<u>\$ 1,821,547</u>

The accompanying notes are in an integral part of these financial statements.

SAN MATEO COUNTY COMMUNITY COLLEGE DISTRICT

**STATEMENTS OF FIDUCIARY NET POSITION
JUNE 30, 2013 AND 2012**

	2013		2012	
	Agency Fund		Agency Fund	
	Associated Students Trust	Student Representation Fee	Associated Students Trust	Student Representation Fee
ASSETS				
Cash and cash equivalents	\$ 1,865,138	\$ 127,956	\$ 1,904,687	\$ 117,707
Accounts receivable	311,694	-	348,875	-
Fixed assets	6,392	-	1,516	-
Total Assets	\$ 2,183,224	\$ 127,956	\$ 2,255,078	\$ 117,707
LIABILITIES				
Accounts payable	\$ 934,533	\$ -	\$ 1,143,551	\$ 117,707
Due to student groups and other	1,248,691	127,956	1,111,527	-
Total Liabilities	\$ 2,183,224	\$ 127,956	\$ 2,255,078	\$ 117,707

The accompanying notes are in an integral part of these financial statements.

SAN MATEO COUNTY COMMUNITY COLLEGE DISTRICT

DISCRETELY PRESENTED COMPONENT UNIT EDUCATIONAL HOUSING CORPORATION STATEMENTS OF FINANCIAL POSITION JUNE 30, 2013 AND 2012

	<u>2013</u>	<u>2012</u>
ASSETS		
CURRENT ASSETS		
Cash and investments	\$ 151,324	\$ 146,321
Accounts receivable	-	44
Total Assets	<u>\$ 151,324</u>	<u>\$ 146,365</u>
LIABILITIES AND NET ASSETS		
CURRENT LIABILITIES		
Rent security deposits	\$ 135,300	\$ 132,018
Total Liabilities	<u>135,300</u>	<u>132,018</u>
NET ASSETS		
Unrestricted	16,024	14,347
Total Net Assets	<u>16,024</u>	<u>14,347</u>
Total Liabilities and Net Assets	<u>\$ 151,324</u>	<u>\$ 146,365</u>

The accompanying notes are in an integral part of these financial statements.

SAN MATEO COUNTY COMMUNITY COLLEGE DISTRICT

**DISCRETELY PRESENTED COMPONENT UNIT
EDUCATIONAL HOUSING CORPORATION
STATEMENTS OF ACTIVITIES
FOR THE YEARS ENDED JUNE 30, 2013 AND 2012**

	<u>2013</u>	<u>2012</u>
REVENUES		
Rental income	\$ 1,461,947	\$ 1,447,069
Interest and dividends	1,131	1,940
Commission	-	173
Water reimbursement	12,101	12,518
Other local income	3,375	3,177
Total Revenues	<u>1,478,554</u>	<u>1,464,877</u>
EXPENSES		
Operating expenses	<u>316,120</u>	<u>230,920</u>
Total Expenses	<u>316,120</u>	<u>230,920</u>
OTHER SOURCES AND USES		
Transfer out to SMCCCD	<u>(1,160,757)</u>	<u>(1,233,000)</u>
Total Other Uses	<u>(1,160,757)</u>	<u>(1,233,000)</u>
CHANGE IN NET ASSETS	1,677	957
NET ASSETS, BEGINNING OF YEAR	<u>14,347</u>	<u>13,390</u>
NET ASSETS, END OF YEAR	<u>\$ 16,024</u>	<u>\$ 14,347</u>

The accompanying notes are an integral part of these financial statements.

SAN MATEO COUNTY COMMUNITY COLLEGE DISTRICT

**DISCRETELY PRESENTED COMPONENT UNIT
EDUCATIONAL HOUSING CORPORATION
STATEMENTS OF CASH FLOWS
FOR THE YEARS ENDED JUNE 30, 2013 AND 2012**

	<u>2013</u>	<u>2012</u>
CASH FLOWS FROM OPERATING ACTIVITIES		
Change in Net Assets	\$ 1,677	\$ 957
Changes in Assets and Liabilities		
Accounts receivable	44	21
Prepaid expenses	-	61,784
Rent security deposits	3,282	3,798
Net Cash Flows Provided For Operating Activities	<u>5,003</u>	<u>66,560</u>
NET CHANGE IN CASH AND CASH EQUIVALENTS	5,003	66,560
CASH AND CASH EQUIVALENTS, BEGINNING OF YEAR	146,321	79,761
CASH AND CASH EQUIVALENTS, END OF YEAR	<u>\$ 151,324</u>	<u>\$ 146,321</u>

The accompanying notes are an integral part of these financial statements.

SAN MATEO COUNTY COMMUNITY COLLEGE DISTRICT

NOTES TO FINANCIAL STATEMENTS

JUNE 30, 2013

NOTE 1 – ORGANIZATION

Organization

The San Mateo County Community College District (the District) was established in 1922 as a political subdivision of the State of California and is a comprehensive, public, two-year institution offering post secondary educational services to residents of San Mateo County and surrounding areas. The District operates under a locally elected five-member Board of Trustees form of government, which establishes the policies and procedures by which the District operates. The Board must approve the annual budgets for the General Fund, special revenue funds, and capital project funds, but these budgets are managed at the department level. Currently, the District operates three college campuses located in the cities of San Mateo, San Bruno, and Redwood City, California. While the District is a political subdivision of the State of California, it is not a component unit of the State in accordance with the provisions of Governmental Accounting Standards Board (GASB) Statement No. 61.

NOTE 2 - SUMMARY OF SIGNIFICANT ACCOUNTING POLICIES

Financial Reporting Entity

The District has adopted GASB Statement No. 61, *Determining Whether Certain Organizations are Component Units*. This statement amends GASB Statement No. 14, *The Financial Reporting Entity*, to provide additional guidance to determine whether certain organizations, for which the District is not financially accountable, should be reported as component units based on the nature and significance of their relationship with the District. The three components used to determine the presentation are: providing a “direct benefit”, the “environment and ability to access/influence reporting”, and the “significance” criterion. As defined by accounting principles generally accepted in the United States of America and established by the Governmental Accounting Standards Board, the financial reporting entity consists of the primary government, the District, and the following component units:

San Mateo County Community College District Financing Corporation
San Mateo County Community Colleges Educational Housing Corporation

The *San Mateo County Community College District Financing Corporation* (the Corporation) is a legally separate organization component unit of the District. The Corporation was formed to issue debt specifically for the acquisition and construction of capital assets for the District. The Board of Trustees of the Corporation is the same as the Board of Trustees of the District. The financial activity has been “blended” or consolidated within the financial statements as of the District as if the activity was the District’s. This activity is accounted for in the District’s COP Payment Fund and COP Construction Fund. Individually-prepared financial statements are not prepared for the Corporation.

The *San Mateo County Community Colleges Educational Housing Corporation* (the Housing Corp.) is a non-profit organization under IRS Code Section 510(c)(3). The Board of the Housing Corp. is the same as the District’s. The Housing Corp. meets the criteria of the governing authority’s ability to significantly influence operations and accountability for fiscal matters and the criteria for inclusion in the District’s reporting entity. Its purpose is to operate staff and faculty housing. The financial activity of the Housing Corp. is reported as a separate discretely presented component unit. Individually-prepared financial statements are not prepared for the Housing Corp.

SAN MATEO COUNTY COMMUNITY COLLEGE DISTRICT

NOTES TO FINANCIAL STATEMENTS

JUNE 30, 2013

The *San Mateo County Community Colleges Foundation* (the Foundation) is a non-profit organization under IRS Code Section 501(c)(3). The District has determined that the Foundation does not meet the criteria of the governing authority's ability to significantly influence operations and accountability for fiscal matters and the criteria for inclusion in the District's report entity. It is dedicated to providing assistance to the students, teachers, and programs of the Colleges. The financial activity of the Foundation is not included in this report. Individually-prepared financial statements can be obtained from the District Business Office.

Measurement Focus, Basis of Accounting, and Financial Statement Presentation

For financial reporting purposes, the District is considered a special-purpose government engaged only in business-type activities as defined by GASB Statements No. 34 and No. 35 as amended by GASB Statements No. 37 and No. 38. This presentation provides a comprehensive entity-wide perspective of the District's assets, liabilities, activities, and cash flows and replaces the fund group perspective previously required. Accordingly, the District's financial statements have been presented using the economic resources measurement focus and the accrual basis of accounting. The significant accounting policies followed by the District in preparing these financial statements are in accordance with accounting principles generally accepted in the United States of America as prescribed by GASB. Additionally, the District's policies comply with the California Community Colleges Chancellor's Office *Budget and Accounting Manual*. Under the accrual basis, revenues are recognized when earned, and expenses are recorded when an obligation has been incurred. All material intra-agency and intra-fund transactions have been eliminated.

Revenues resulting from exchange transactions, in which each party gives and receives essentially equal value, are classified as operating revenues. These transactions are recorded on the accrual basis when the exchange takes place. Available means that the resources will be collected within the current fiscal year or are expected to be collected soon enough thereafter to be used to pay liabilities of the current fiscal year. For the District, operating revenues consist primarily of student fees and auxiliary activities through the bookstore, cafeteria, and fitness center.

Nonexchange transactions, in which the District receives value without directly giving equal value in return, include State apportionments, property taxes, certain Federal and State grants, entitlements, and donations. Property tax revenue is recognized in the fiscal year received. State apportionment revenue is earned based upon criteria set forth from the Community Colleges Chancellor's Office and includes reporting of full-time equivalent student (FTES) attendance. The corresponding apportionment revenue is recognized in the period the FTES are generated. Revenue from Federal and State grants and entitlements are recognized in the fiscal year in which all eligibility requirements have been satisfied. Eligibility requirements may include time and/or purpose requirements.

Operating expenses are costs incurred to provide instructional services including support costs, auxiliary services, and depreciation of capital assets. All other expenses not meeting this definition are reported as nonoperating. Expenses are recorded on the accrual basis as they are incurred, when goods are received, or services are rendered.

The District reports are based on all applicable GASB pronouncements, as well as applicable Financial Accounting Standards Board (FASB) pronouncements. The District has elected not to apply FASB pronouncements issued after November 30, 1989.

SAN MATEO COUNTY COMMUNITY COLLEGE DISTRICT

NOTES TO FINANCIAL STATEMENTS

JUNE 30, 2013

The financial statements are presented in accordance with the reporting model as prescribed in GASB Statement No. 34, *Basic Financial Statements and Management's Discussion and Analysis for State and Local Governments*, and GASB Statement No. 35, *Basic Financial Statements and Management's Discussion and Analysis for Public Colleges and Universities*, as amended by GASB Statements No. 37 and No. 38. The business-type activities model followed by the District requires the following components of the District's financial statements:

Management's Discussion and Analysis

- Basic Financial Statements for the District as a whole including:
 - Statement of Net Position – Primary Government
 - Statement of Revenues, Expenses, and Changes in Net Position – Primary Government
 - Statement of Cash Flows – Primary Government
 - Financial Statements for the Fiduciary Funds including:
 - Statements of Fiduciary Net Position
- Notes to the Financial Statements

Cash and Cash Equivalents

The District's cash and cash equivalents are considered to be unrestricted cash on hand, demand deposits, and short-term unrestricted investments with original maturities of three months or less from the date of acquisition. Cash equivalents also include unrestricted cash with county treasury balances for purposes of the Statement of Cash Flows. Restricted cash and cash equivalents represent balances restricted by external sources such as grants and contracts or specifically restricted for the repayment of capital debt.

Investments

In accordance with GASB Statement No. 31 *Accounting and Financial Reporting for Certain Investments and External Investment Pools*. Investments held at June 30, 2013 and 2012, are stated at fair value. Fair value is estimated based on quoted market prices at year-end. Short-term investments have an original maturity date greater than three months, but less than one year at time of purchase. Long-term investments have an original maturity of greater than one year at the time of purchase.

Restricted Assets

Restricted assets arise when restrictions on their use change the normal understanding of the availability of the asset. Such constraints are either imposed by creditors, contributors, grantors, or laws of other governments or imposed by enabling legislation. Restricted assets represent investments required by debt covenants to be set aside by the District for the purpose of satisfying certain requirements of the bonded debt issuance.

Accounts Receivable

Accounts receivable include amounts due from the Federal, State and/or local governments, or private sources, in connection with reimbursement of allowable expenditures made pursuant to the District's grants and contracts. Accounts receivable also consist of tuition and fee charges to students and auxiliary enterprise services provided to students, faculty, and staff, the majority of each residing in the State of California. The District provides for an allowance for uncollectible accounts as an estimation of amounts that may not be received. This allowance is based upon a five-year average ratio over actual revenues. The allowance was estimated at \$2,846,671 and \$3,122,537 for the years ended June 30, 2013 and 2012, respectively.

SAN MATEO COUNTY COMMUNITY COLLEGE DISTRICT

NOTES TO FINANCIAL STATEMENTS

JUNE 30, 2013

Prepaid Expenditures

Prepaid expenses represent payments made to vendors and others for services that will benefit periods beyond June 30.

Inventory

Inventory consists primarily of bookstore merchandise and supplies held for resale to the students and faculty of the colleges. Inventories are stated at lower of cost or market, utilizing the first in, first out method. The cost is recorded as an expense as the inventory is consumed.

Capital Assets and Depreciation

Capital assets are long-lived assets of the District as a whole and include land, construction-in-progress, buildings, leasehold improvements, and equipment. The District maintains an initial unit cost capitalization threshold of \$5,000 for equipment and \$100,000 for land, buildings and improvements. Assets are recorded at historical cost, or estimated historical cost, when purchased or constructed. The District does not possess any infrastructure. Donated capital assets are recorded at estimated fair market value at the date of donation. Improvements to buildings and land that significantly increase the value or extend the useful life of the asset are capitalized; the costs of routine maintenance and repairs that do not add to the value of the asset or materially extend an asset's life are charged as an operating expense in the year in which the expense was incurred. Major outlays for capital improvements are capitalized as construction-in-progress as the projects are constructed.

Depreciation of capital assets is computed and recorded utilizing the straight-line method. Estimated useful lives of the various classes of depreciable capital assets are as follows: buildings, 25 to 50 years; improvements, 25 to 50 years; equipment, 5 to 10 years.

Accrued Liabilities and Long-term Obligations

All payables, accrued liabilities, and long-term obligations are reported in the entity-wide financial statements.

Deferred Issuance Costs, Premiums, and Discounts

Bond premiums and discounts, as well as issuance costs, are deferred and amortized over the life of the bonds using the straight-line method.

Compensated Absences

Accumulated unpaid employee vacation benefits are accrued as a liability as the benefits are earned. The entire compensated absence liability is reported on the entity-wide financial statements. The amounts have been recorded in the fund from which the employees, who have accumulated the leave, are paid. The District also participates in "load-banking" with eligible academic employees whereby the employee may teach extra courses in one period in exchange for time off in another period.

SAN MATEO COUNTY COMMUNITY COLLEGE DISTRICT

NOTES TO FINANCIAL STATEMENTS

JUNE 30, 2013

Sick leave is accumulated without limit for each employee based upon negotiated contracts. Leave with pay is provided when employees are absent for health reasons; however, the employees do not gain a vested right to accumulated sick leave. Employees are never paid for any sick leave balance at termination of employment or any other time. Therefore, the value of accumulated sick leave is not recognized as a liability in the District's financial statements. However, retirement credit for unused sick leave is applicable to all classified school members who retire after January 1, 1999. At retirement, each member will receive .004 year of service credit for each day of unused sick leave. Retirement credit for unused sick leave is applicable to all academic employees and is determined by dividing the number of unused sick days by the number of base service days required to complete the last school year, if employed full time.

Deferred Revenue

Deferred revenue arises when potential revenue does not meet both the "measurable" and "available" criteria for recognition in the current period or when resources are received by the District prior to the incurrence of qualifying expenditures. In subsequent periods, when both revenue recognition criteria are met, or when the District has a legal claim to the resources, the liability for deferred revenue is removed from the combined balance sheet and revenue is recognized. Deferred revenues include (1) amounts received for tuition and fees prior to the end of the fiscal year that are related to the subsequent fiscal year and (2) amounts received from Federal and State grants received before the eligibility requirements are met are recorded as deferred revenue.

Noncurrent Liabilities

Noncurrent liabilities include bonds payable and compensated absences with maturities greater than one year.

Net Position

GASB Statements No. 34 and No. 35 report equity as "Net Position." and represent the difference between assets and liabilities. The net position are classified according to imposed restrictions or availability of assets for satisfaction of District obligations according to the following net position categories:

Net Investments in Capital Assets: consist of capital assets, net of accumulated depreciation and outstanding principal balances of debt attributable to the acquisition, construction, or improvement of those assets. To the extent debt has been incurred, but not yet expended for capital assets, such are not included as a component invested in capital assets – net of related debt.

Net position is reported as restricted when there are limitations imposed on their use, either through enabling legislation adopted by the District, or through external restrictions imposed by creditors, grantors, or laws or regulations of other governments. The District first applies restricted resources when an expense is incurred for purposes for which both restricted and unrestricted resources are available.

None of the District's restricted net position has resulted from enabling legislation adopted by the District.

Unrestricted: Net position that is not subject to externally imposed constraints. Unrestricted net position may be designated for specific purposes by action of the Board of Trustees or may otherwise be limited by contractual agreements with outside parties. Substantially all unrestricted net position is designated for educational and general operations of the District.

When both restricted and unrestricted resources are available for use, it is the District's practice to use restricted resources first and the unrestricted resources when they are needed.

SAN MATEO COUNTY COMMUNITY COLLEGE DISTRICT

NOTES TO FINANCIAL STATEMENTS

JUNE 30, 2013

State Apportionments

Certain current year apportionments from the State are based on financial and statistical information of the previous year. Any corrections due to the recalculation of the apportionment are made in February of the subsequent year. When known and measurable, these calculations and corrections are accrued in the year in which the FTES are generated.

Property Taxes

Secured property taxes attach as an enforceable lien on property as of January 1. The County Assessor is responsible for assessment of all taxable real property. Taxes are payable in two installments on November 1 and February 1 and become delinquent on December 10 and April 10, respectively. Unsecured property taxes are payable in one installment on or before August 31. The County of San Mateo bills and collects the taxes on behalf of the District. Local property tax revenues are recorded when received.

The voters of the District passed General Obligation Bonds in 2001 and 2005 for the acquisition, construction, and remodeling of certain District property. As a result of the passage of the Bond, property taxes are assessed on the property within the District specifically for the repayment of the debt incurred. The taxes are billed and collected as noted above and remitted to the District when collected.

The voters of the District passed a Parcel Tax in 2010 for the general revenue of the District. The parcel tax levy \$34 per parcel for four years to provide for core academic programs, training, and education of students attending the District and transferring to universities. The taxes are assessed, billed, and collected as noted above and remitted to the District when collected.

Board of Governors Grants (BOGG) and Fee Waivers

Student tuition and fee revenue is reported net of allowances and fee waivers approved by the Governors through BOGG fee waivers in the Statement of Revenues, Expenditures, and Changes in Net Position. Scholarship discounts and allowances represent the difference between stated charges for enrollment fees and the amount that is paid by students or third parties making payments on the students' behalf. To the extent that fee waivers and discounts have been used to satisfy tuition and fee charges, the District has recorded a scholarship discount and allowance.

Federal Financial Assistance Programs

The District participates in federally funded Pell Grants, SEOG Grants, Federal Work-Study, and Stafford Loan programs, as well as other programs funded by the Federal government. Financial aid to students is either reported as operating expenses or scholarship allowances, which reduce revenues. The amount reported as operating expense represents the portion of aid that was provided to the student in the form of cash. These programs are audited in accordance with the Single Audit Act Amendments of 1996, and the U.S. Office of Management and Budget's revised Circular A-133, *Audits of States, Local Governments and Non-Profit Organizations*, and the related *Compliance Supplement*.

SAN MATEO COUNTY COMMUNITY COLLEGE DISTRICT

NOTES TO FINANCIAL STATEMENTS

JUNE 30, 2013

On-Behalf Payments

GASB Statement No. 24 requires direct on-behalf payments for fringe benefits and salaries made by one entity to a third party recipient for the employees for another legally separate entity be recognized as revenues and expenditures by the employer entity. The State of California makes direct on-behalf payments to the California State Teachers' Retirement System (CalSTRS) and the California Public Employees' Retirement System (CalPERS) on behalf of all community colleges in California. The California Department of Education has issued a fiscal advisory instructing districts not to record the revenue and expenditures for the on behalf payments within the funds and accounts of a district. The amount of the on behalf payments made for the District of the year ended June 30, 2013, was \$1,903,158 for CalSTRS and \$0 for CalPERS. These amounts are reflected in the District's audited financial statements.

Estimates

The preparation of the financial statement in conformity with accounting principles generally accepted in the United States of America requires management to make estimates and assumptions that affect the amounts reported in the financial statements and accompanying notes. Actual results may differ from those estimates.

Interfund Activity

Interfund transfers and interfund receivables and payables are eliminated during the consolidation process in the entity-wide financial statements.

Component Unit - Educational Housing Corporation Financial Statement Presentation

The Educational Housing Corporation (the Housing Corp.) presents its financial statements in accordance with Statement of Financial Accounting Codifications. Under these reporting requirements, the Corporation is required to report information regarding its financial position and activities according to three classes of net assets: unrestricted net assets, temporarily restricted net assets, and permanently restricted net assets. As permitted by the codification, the Housing Corp. does not use fund accounting.

The assets, liabilities, and fund balance of the Housing Corp. are reported as unrestricted funds, which represent the portion of resources that are available for general purpose of the Housing Corp.'s operations.

Revenues and expenses are recorded when incurred in accordance with the accrual basis of accounting. Revenues are reported as increases in the unrestricted net assets classification unless use of the related assets is limited by donor-imposed restrictions.

Expenses are reported as decreases in unrestricted net assets. Gains and losses on investments and other assets or liabilities are reported as increases or decreases in unrestricted net assets unless their use is restricted by explicit donor stipulation or by law.

Investments are reported at fair value in accordance with FASB Accounting Standards Codification (ASC) 820, *Fair Value Measurements and Disclosures*.

The Corporation is a not-for-profit organization that is exempt from income taxes under Section 501(c)(3) of the Internal Revenue Code and related California Franchise Tax Codes.

SAN MATEO COUNTY COMMUNITY COLLEGE DISTRICT

NOTES TO FINANCIAL STATEMENTS

JUNE 30, 2013

Changes in Accounting Principles

In March 2012, GASB issued Statement No. 62, *Codification of Accounting and Financial Reporting Guidance Contained in Pre November 30, 1989 FASB and AICPA Pronouncements*. GASB Statement No. 62 establishes standards of financial accounting and reporting for capitalizing interest cost as a part of the historical cost of acquiring certain assets. For the purposes of applying this Statement, interest cost includes interest recognized on obligations having explicit interest rates and interest imputed on certain types of payables, as well as interest related to capital leases.

The District has implemented the provisions of this Statement for the year ended June 30, 2013. See Note 16 for more information.

In June 2011, the GASB issued Statement No. 63, *Financial Reporting of Deferred Outflows of Resources, Deferred Inflows of Resources, and Net Position*. This Statement provides financial reporting guidance for deferred outflows of resources and deferred inflows of resources. Concepts Statement No. 4, *Elements of Financial Statements*, introduced and defined those elements as a consumption of net assets by the government that is applicable to a future reporting period, and an acquisition of net assets by the government that is applicable to a future reporting period, respectively. Previous financial reporting standards do not include guidance for reporting those financial statement elements, which are distinct from assets and liabilities.

Concepts Statement No. 4 also identifies net position as the residual of all other elements presented in a statement of financial position. This Statement amends the net asset reporting requirements in Statement No. 34, *Basic Financial Statements—and Management's Discussion and Analysis—for State and Local Governments*, and other pronouncements by incorporating deferred outflows of resources and deferred inflows of resources into the definitions of the required components of the residual measure and by renaming that measure as net position, rather than net assets.

The District has implemented the provisions of this Statement for the year ended June 30, 2013.

New Accounting Pronouncements

In March 2012, the GASB issued Statement No. 65, *Items Previously Reported as Assets and Liabilities*. This Statement establishes accounting and financial reporting standards that reclassify, as deferred outflows of resources or deferred inflows of resources, certain items that were previously reported as assets and liabilities and recognizes, as outflows of resources or inflows of resources, certain items that were previously reported as assets and liabilities.

SAN MATEO COUNTY COMMUNITY COLLEGE DISTRICT

NOTES TO FINANCIAL STATEMENTS

JUNE 30, 2013

Concepts Statement No. 4, *Elements of Financial Statements*, introduced and defined the elements included in financial statements, including deferred outflows of resources and deferred inflows of resources. In addition, Concepts Statement No. 4 provides that reporting a deferred outflow of resources or a deferred inflow of resources should be limited to those instances identified by the Board in authoritative pronouncements that are established after applicable due process. Prior to the issuance of this Statement, only two such pronouncements have been issued. Statement No. 53, *Accounting and Financial Reporting for Derivative Instruments*, requires the reporting of a deferred outflow of resources or a deferred inflow of resources for the changes in fair value of hedging derivative instruments, and Statement No. 60, *Accounting and Financial Reporting for Service Concession Arrangements*, requires a deferred inflow of resources to be reported by a transferor government in a qualifying service concession arrangement. This Statement amends the financial statement element classification of certain items previously reported as assets and liabilities to be consistent with the definitions in Concepts Statement No. 4. This Statement also provides other financial reporting guidance related to the impact of the financial statement elements deferred outflows of resources and deferred inflows of resources, such as changes in the determination of the major fund calculations and limiting the use of the term *deferred* in financial statement presentations.

The provisions of this Statement are effective for financial statements for periods beginning after December 15, 2012. Early implementation is encouraged.

In June 2012, the GASB issued Statement No. 68, *Accounting and Financial Reporting for Pensions—an amendment of GASB Statement No. 27*. The primary objective of this Statement is to improve accounting and financial reporting by state and local governments for pensions. It also improves information provided by state and local governmental employers about financial support for pensions that is provided by other entities. This Statement results from a comprehensive review of the effectiveness of existing standards of accounting and financial reporting for pensions with regard to providing decision-useful information, supporting assessments of accountability and inter-period equity, and creating additional transparency.

This Statement replaces the requirements of Statement No. 27, *Accounting for Pensions by State and Local Governmental Employers*, as well as the requirements of Statement No. 50, *Pension Disclosures*, as they relate to pensions that are provided through pension plans administered as trusts or equivalent arrangements (hereafter jointly referred to as trusts) that meet certain criteria. The requirements of Statements No. 27 and No. 50 remain applicable for pensions that are not covered by the scope of this Statement.

The scope of this Statement addresses accounting and financial reporting for pensions that are provided to the employees of state and local governmental employers through pension plans that are administered through trusts that have the following characteristics:

- Contributions from employers and non-employer contributing entities to the pension plan and earnings on those contributions are irrevocable.
- Pension plan assets are dedicated to providing pensions to plan members in accordance with the benefit terms.
- Pension plan assets are legally protected from the creditors of employers, non-employer contributing entities, and the pension plan administrator. If the plan is a defined benefit pension plan, plan assets also are legally protected from creditors of the plan members.

SAN MATEO COUNTY COMMUNITY COLLEGE DISTRICT

NOTES TO FINANCIAL STATEMENTS

JUNE 30, 2013

This Statement establishes standards for measuring and recognizing liabilities, deferred outflows of resources, deferred inflows of resources, and expense/expenditures. For defined benefit pensions, this Statement identifies the methods and assumptions that should be used to project benefit payments, discount projected benefit payments to their actuarial present value, and attribute that present value to periods of employee service.

Note disclosure and required supplementary information requirements about pensions also are addressed. Distinctions are made regarding the particular requirements for employers based on the number of employers whose employees are provided with pensions through the pension plan and whether pension obligations and pension plan assets are shared. Employers are classified in one of the following categories for purposes of this Statement:

- Single employers are those whose employees are provided with defined benefit pensions through single-employer pension plans—pension plans in which pensions are provided to the employees of only one employer (as defined in this Statement).
- Agent employers are those whose employees are provided with defined benefit pensions through agent multiple-employer pension plans—pension plans in which plan assets are pooled for investment purposes, but separate accounts are maintained for each individual employer so that each employer's share of the pooled assets is legally available to pay the benefits of only its employees.
- Cost-sharing employers are those whose employees are provided with defined benefit pensions through cost-sharing multiple-employer pension plans—pension plans in which the pension obligations to the employees of more than one employer are pooled and plan assets can be used to pay the benefits of the employees of any employer that provides pensions through the pension plan.

In addition, this Statement details the recognition and disclosure requirements for employers with liabilities (payables) to a defined benefit pension plan and for employers whose employees are provided with defined contribution pensions. This Statement also addresses circumstances in which a non-employer entity has a legal requirement to make contributions directly to a pension plan.

This Statement is effective for fiscal years beginning after June 15, 2014. Early implementation is encouraged.

Comparative Financial Information

Comparative financial information for the prior year has been presented for additional analysis; certain amounts presented in the prior year data have been reclassified in order to be consistent with the current year's presentation.

NOTE 3 – DEPOSITS AND INVESTMENTS

Policies and Practices

The District is authorized under California Government Code to make direct investments in local agency bonds, notes, or warrants within the State; U.S. Treasury instruments; registered State warrants or treasury notes; securities of the U.S. Government, or its agencies; bankers acceptances; commercial paper; certificates of deposit placed with commercial banks and/or savings and loan companies; shares of beneficial interest issued by diversified management companies, certificates of participation, obligations with first priority security; and collateralized mortgage obligations.

SAN MATEO COUNTY COMMUNITY COLLEGE DISTRICT

NOTES TO FINANCIAL STATEMENTS

JUNE 30, 2013

Investment in County Treasury - The District is considered to be an involuntary participant in an external investment pool as the District is required to deposit all receipts and collections of monies with their County Treasurer (*Education Code* Section (ECS) 41001). The fair value of the District's investment in the pool is reported in the accompanying financial statements at amounts based upon the District's pro-rata share of the fair value provided by the County Treasurer for the entire portfolio (in relation to the amortized cost of that portfolio). The balance available for withdrawal is based on the accounting records maintained by the County Treasurer, which is recorded on the amortized cost basis.

Investment in the State Investment Pool - The District is a voluntary participant in the Local Agency Investment Fund (LAIF) that is regulated by California Government Code Section 16429 under the oversight of the Treasurer of the State of California. The fair value of the District's investment in the pool is reported in the accompanying financial statement at amounts based upon the District's pro-rata share of the fair value provided by LAIF for the entire LAIF portfolio (in relation to the amortized cost of that portfolio). The balance available for withdrawal is based on the accounting records maintained by LAIF, which is recorded on the amortized cost basis.

General Authorizations

Limitations as they relate to interest rate risk, credit risk, and concentration of credit risk are indicated in the schedules below:

Authorized Investment Type	Maximum Remaining Maturity	Maximum Percentage of Portfolio	Maximum Investment In One Issuer
Local Agency Bonds, Notes, Warrants	5 years	None	None
Registered State Bonds, Notes, Warrants	5 years	None	None
U.S. Treasury Obligations	5 years	None	None
U.S. Agency Securities	5 years	None	None
Banker's Acceptance	180 days	40%	30%
Commercial Paper	180 days	30%	10%
Negotiable Certificates of Deposit	5 years	30%	FDIC
Mutual Funds	N/A	20%	10%
Money Market Mutual Funds	N/A	20%	10%
County Pooled Investment Funds	N/A	None	None
Local Agency Investment Fund (LAIF)	N/A	None	None
Joint Powers Authority Pools	N/A	None	\$20 million

SAN MATEO COUNTY COMMUNITY COLLEGE DISTRICT

NOTES TO FINANCIAL STATEMENTS JUNE 30, 2013

Summary of Deposits and Investments

Deposits and investments of the Primarily Government as of June 30, 2013 and 2012, consist of the following:

	2013	2012
Cash on hand and in banks	\$ 1,454,186	\$ 1,962,867
Cash in revolving	77,000	77,000
Investments	228,390,017	227,099,082
Total Deposits and Investments	<u>\$ 229,921,203</u>	<u>\$ 229,138,949</u>

Deposits and investments of the Fiduciary Funds as of June 30, 2013 and 2012, consist of the following:

	2013	2012
Cash on hand and in banks	\$ 483,108	\$ 596,363
Investments	1,509,986	1,426,031
Total Deposits and Investments	<u>\$ 1,993,094</u>	<u>\$ 2,022,394</u>

Deposits and investments of the Educational Housing Corporation as of June 30, 2013 and 2012, consist of the following:

	2013	2012
Cash on hand and in banks	\$ 96,191	\$ 93,307
Investments	55,134	53,014
Total Deposits and Investments	<u>\$ 151,324</u>	<u>\$ 146,321</u>

Interest Rate Risk

Interest rate risk is the risk that changes in market interest rates will adversely affect the fair value of an investment. Generally, the longer the maturity of an investment, the greater the sensitivity of its fair value to changes in market interest rates. The District manages its exposure to interest rate risk by investing in the County pool and local agency investment fund (LAIF) and/or having a combination of shorter term and longer term investments and by timing cash flows from maturities so that a portion of the portfolio is maturing or coming close to maturity evenly over time as necessary to provide the cash flow and liquidity needed for operations.

SAN MATEO COUNTY COMMUNITY COLLEGE DISTRICT

NOTES TO FINANCIAL STATEMENTS

JUNE 30, 2013

Weighted Average Maturity

The District monitors the interest rate risk inherent in its portfolio by measuring the weighted average maturity of its portfolio. Information about the weighted average maturity of the District's portfolio is presented in the following schedule

Investment Type	Fair Value	Weighted Average Maturity
Corporate fixed income	\$ 8,591,476	2.50*
Government securities	11,403,892	2.66*
County Pool	202,609,167	1.97 years
Money Market Mutual Funds	1,113,900	1.00
State Investment Pool	146,178	278 days
Certificates of deposit	6,090,524	1.00
Total	\$ 229,955,137	

* = Duration

Credit Risk

Credit risk is the risk that an issuer of an investment will not fulfill its obligation to the holder of the investment. This is measured by the assignment of a rating by a nationally recognized statistical rating organization. The District's investments in the County pool and LAIF are not required to be rated, nor have they been rated as of June 30, 2013.

Investment Type	Fair Value	Not Required To Be Rated	Rating as of Year End		
			AAA*	A*	Unrated
Corporate fixed income	\$ 8,591,476	\$ -	\$ -	\$ 8,591,476	\$ -
Government securities	11,403,892	-	11,403,892	-	-
County Pool	202,609,167	202,609,167	-	-	202,609,167
Money Market Mutual Funds	1,113,900	-	1,113,900	-	-
State Investment Pool	146,178	146,178	-	-	146,178
Certificates of deposit	6,090,524	6,090,524	-	-	6,090,524
Total	\$ 229,955,137	\$ 208,845,869	\$ 12,517,792	\$ 8,591,476	\$ 208,845,869

* Moody's

SAN MATEO COUNTY COMMUNITY COLLEGE DISTRICT

**NOTES TO FINANCIAL STATEMENTS
JUNE 30, 2013**

Custodial Credit Risk - Deposits

This is the risk that in the event of a bank failure, the District's deposits may not be returned to it. The District does not have a policy for custodial credit risk. However, the California Government Code requires that a financial institution secure deposits made by state or local governmental units by pledging securities in an undivided collateral pool held by a depository regulated under state law (unless so waived by the governmental unit.) The market value of the pledged securities in the collateral pool must equal at least 110 percent of the total amount deposited by the public agencies. California law also allows financial institutions to secure public deposits by pledging first trust deed mortgage notes having a value of 150 percent of the secured public deposits and letters of credit issued by the Federal Home Loan Bank of San Francisco having a value of 105 percent of the secured deposits. As of June 30, 2013 and 2012, the District's bank balances of approximately \$1,096,000 and \$2,513,000, respectively, were exposed to custodial credit risk because it was uninsured and collateralized with securities held by the pledging financial institution's trust department or agent, but not in the name of the District.

Custodial Credit Risk - Investments

This is the risk that, in the event of the failure of the counterparty, the District will not be able to recover the value of its investments or collateral securities that are in possession of an outside party. The California government Code and the District's investment policy do not contain legal or policy requirements that would limit the exposure to custodial credit risk for investments.

NOTE 4 - ACCOUNTS RECEIVABLE

Accounts receivables for the District consisted primarily of intergovernmental grants, entitlements, interest, and other local sources. The District computes the allowance for bad debt accounts based on a five-year weighted average on uncollectible accounts receivable to total revenue ratio. The accounts receivable are as follows:

	Primary Governmnet	
	2013	2012
Federal Government		
Categorical aid	\$ 787,292	\$ 1,025,459
State Government		
Categorical aid	443,166	989,939
Lottery	1,819,792	319,477
Other State sources	850,627	1,119,081
Local Sources		
Interest	119,304	320,567
Student loans	658,548	1,158,134
Student receivables	6,649,254	6,439,317
Other local sources	2,096,456	3,125,658
Less allowance for bad debt	(2,846,671)	(3,122,537)
Total Accounts Receivable, net	\$ 10,577,768	\$ 11,375,095

SAN MATEO COUNTY COMMUNITY COLLEGE DISTRICT

NOTES TO FINANCIAL STATEMENTS

JUNE 30, 2013

Other Local Receivables at June 30, 2013 and 2012 include \$850,747 and \$905,912 for loans made to District employees to purchase houses. All full time employees who purchase a home and contribute at least 20 percent of the purchase price are eligible to receive loans of up to \$50,000 per employee. Repayment terms and interest rates are: no payments due in years 1 through 5, payments of principal and interest in years 6-10, with final payment of any remaining balance in year 10. Selling the property, withdrawing cash from the equity, or leaving the District's employment accelerates the due date of the loan. Interest is charged at 4 percent per year. As of June 30, 2013, all of the funds have been loaned out. No loans will be granted to additional employees until existing loans are paid back or the Board authorizes additional amounts to be loaned out.

	Fiduciary Funds	
	2013	2012
Local Sources		
Interest	\$ 2,251	\$ 3,372
Other local sources	309,443	345,503
Total	<u>\$ 311,694</u>	<u>\$ 348,875</u>

The Educational Housing Corporation's accounts receivable at June 30, 2013 were interest receivables.

SAN MATEO COUNTY COMMUNITY COLLEGE DISTRICT

**NOTES TO FINANCIAL STATEMENTS
JUNE 30, 2013**

NOTE 5 - CAPITAL ASSETS

Capital asset activity for the District for the fiscal year ended June 30, 2013, was as follows:

	Balance Beginning of Year (Restated)	Additions	Deductions	Balance End of Year
Capital Assets Not Being Depreciated				
Land	\$ 20,628,292	\$ -	\$ -	\$ 20,628,292
Construction in progress	72,440,248	4,731,203	65,241,985	11,929,466
Total Capital Assets Not Being Depreciated	<u>93,068,540</u>	<u>4,731,203</u>	<u>65,241,985</u>	<u>32,557,758</u>
Capital Assets Being Depreciated				
Land improvements	47,992,911	54,710,729	1,097,937	101,605,703
Buildings and improvements	639,659,946	12,368,723	-	652,028,669
Furniture, equipment, and vehicles	28,048,323	632,125	108,400	28,572,048
Total Capital Assets Being Depreciated	<u>715,701,180</u>	<u>67,711,577</u>	<u>1,206,337</u>	<u>782,206,420</u>
Less Accumulated Depreciation				
Land improvements	12,223,743	3,246,808	-	15,470,551
Buildings and improvements	99,609,328	21,946,198	-	121,555,526
Furniture, equipment, and vehicles	17,198,215	2,401,562	17,342	19,582,435
Total Accumulated Depreciation	<u>129,031,286</u>	<u>27,594,568</u>	<u>17,342</u>	<u>156,608,512</u>
Net Capital Assets Being Depreciated	<u>586,669,894</u>	<u>40,117,009</u>	<u>1,188,995</u>	<u>625,597,908</u>
Net Capital Assets	<u>\$ 679,738,434</u>	<u>\$ 44,848,212</u>	<u>\$ 66,430,980</u>	<u>\$ 658,155,666</u>

Depreciation expense for the year was \$27,594,568.

Interest expense on capital related debt for the year ended June 30, 2013, was \$22,085,926. Of this amount, \$2,550,267 was capitalized.

SAN MATEO COUNTY COMMUNITY COLLEGE DISTRICT

NOTES TO FINANCIAL STATEMENTS

JUNE 30, 2013

Capital asset activity for the District for the fiscal year ended June 30, 2012, was as follows:

	Balance Beginning of Year	Additions	Deductions	Balance End of Year
Capital Assets Not Being Depreciated				
Land	\$ 20,628,292	\$ -	\$ -	\$ 20,628,292
Construction in progress	64,991,389	19,577,025	12,128,166	72,440,248
Total Capital Assets Not Being Depreciated	<u>85,619,681</u>	<u>19,577,025</u>	<u>12,128,166</u>	<u>93,068,540</u>
Capital Assets Being Depreciated				
Land improvements	33,638,643	9,890,426	-	43,529,069
Buildings and improvements	603,708,475	2,237,741	-	605,946,216
Furniture, equipment, and vehicles	28,463,280	1,069,079	1,484,036	28,048,323
Total Capital Assets Being Depreciated	<u>665,810,398</u>	<u>13,197,246</u>	<u>1,484,036</u>	<u>677,523,608</u>
Less Accumulated Depreciation				
Land improvements	10,677,983	1,545,760	-	12,223,743
Buildings and improvements	82,127,703	17,481,625	-	99,609,328
Furniture, equipment, and vehicles	16,336,786	2,250,237	1,388,808	17,198,215
Total Accumulated Depreciation	<u>109,142,472</u>	<u>21,277,622</u>	<u>1,388,808</u>	<u>129,031,286</u>
Net Capital Assets Being Depreciated	<u>556,667,926</u>	<u>(8,080,376)</u>	<u>95,228</u>	<u>548,492,322</u>
Net Capital Assets	<u>\$ 642,287,607</u>	<u>\$ 11,496,649</u>	<u>\$ 12,223,394</u>	<u>\$ 641,560,862</u>

Depreciation expense for the year was \$21,277,622.

Interest expense on capital related debt for the year ended June 30, 2012, was \$31,722,355. Of this amount, \$12,618,157 was capitalized.

NOTE 6 - ACCOUNTS PAYABLE

Accounts payable for the District consisted of the following:

	Primary Government	
	2013	2012
Paroll related liabilities	\$ 6,108,509	\$ 3,656,369
Mandated cost	1,090,686	1,090,686
ERAF	-	1,781,872
Construction	889,305	1,132,738
Vendor and other	7,039,500	4,322,648
Workers' compensation	1,902,000	2,114,000
Total	<u>\$ 17,030,000</u>	<u>\$ 14,098,313</u>

SAN MATEO COUNTY COMMUNITY COLLEGE DISTRICT

**NOTES TO FINANCIAL STATEMENTS
JUNE 30, 2013**

Fiduciary Funds

The accounts payable of the Fiduciary Fund consists primarily of funds held for other student clubs.

Discretely Presented Component Unit

The accounts payable of the Educational Housing Corporation consists only the rent security deposits.

NOTE 7 - DEFERRED REVENUE

Deferred revenue at June 30, 2013 and 2012 consisted of the following:

	Primary Government	
	2013	2012
Federal financial assistance	\$ 22,461	\$ 9,725
State categorical aid	919,191	1,199,204
Enrollment fees	6,689,767	7,010,111
Education Protection Act	1,948,221	-
Other local	2,341,189	3,273,522
Total	<u>\$ 11,920,829</u>	<u>\$ 11,492,562</u>

NOTE 8 - TAX AND REVENUE ANTICIPATION NOTES

On July 2, 2012, the District issued \$23,960,000 Tax and Revenue Anticipation Notes bearing interest at 2 percent. The notes were issued to supplement cash flows. Interest and principal were due and payable on April 30, 2013. By April 30, 2013, the District had placed 100 percent of principal and interest in an irrevocable trust for the sole purpose of satisfying the notes. The District was not required to make any additional payments on the notes.

	Outstanding Beginning of Year	Additions	Deletions	Outstanding End of Year
2013 2.00% TRANS	\$ -	\$ 23,960,000	\$ 23,960,000	\$ -
Total	<u>\$ -</u>	<u>\$ 23,960,000</u>	<u>\$ 23,960,000</u>	<u>\$ -</u>

SAN MATEO COUNTY COMMUNITY COLLEGE DISTRICT

**NOTES TO FINANCIAL STATEMENTS
JUNE 30, 2013**

NOTE 9 – INTERFUND TRANSACTIONS

Interfund Receivables and Payable (Due To/Due From)

Interfund receivable and payable balances arise from interfund transactions and are recorded by all funds affected in the period in which transactions are executed. Interfund activity within the governmental funds and fiduciary funds has been eliminated respectively in the consolidation process of the basic financial statements.

Interfund Operating Transfers

Operating transfers between funds of the District are used to (1) move revenues from the fund that statute or budget requires to collect them to the fund that statute or budget requires to expend them, (2) move receipts restricted to debt service from the funds collecting the receipts to the debt service fund as debt service payments become due, and (3) use restricted revenues collected in the General Fund to finance various programs accounted for in other funds in accordance with budgetary authorizations. Operating transfers within the funds of the District have been eliminated in the consolidated process.

NOTE 10 - LONG-TERM OBLIGATIONS

Summary

The changes in the District's long-term obligations during the 2013 fiscal year consisted of the following:

	Balance Beginning of Year	Additions/ Accretions	Deductions	Balance End of Year	Due in One Year
Bonds and Notes Payable					
General obligation bonds	\$ 702,175,138	\$ 19,830,649	\$ 14,910,000	\$ 707,095,787	\$ 17,290,000
Other Liabilities					
Compensated absences	3,765,476	82,857	-	3,848,333	-
Total Other Liabilities	705,940,614	19,913,506	14,910,000	710,944,120	17,290,000
Premiums, net of amortization	34,444,342	-	2,000,003	32,444,339	2,000,003
Total Long-term Liabilities	<u>\$ 740,384,956</u>	<u>\$ 19,913,506</u>	<u>\$ 16,910,003</u>	<u>\$ 743,388,459</u>	<u>\$ 19,290,003</u>

SAN MATEO COUNTY COMMUNITY COLLEGE DISTRICT

NOTES TO FINANCIAL STATEMENTS

JUNE 30, 2013

The changes in the District's long-term obligations during the 2012 fiscal year consisted of the following:

	Balance Beginning of Year	Additions/ Accretions	Deductions	Balance End of Year	Due in One Year
Bonds and Notes Payable					
General obligation bonds	\$ 701,795,672	\$ 126,484,466	\$ 126,105,000	\$ 702,175,138	\$ 14,910,000
Other Liabilities					
Compensated absences	3,375,257	390,219	-	3,765,476	-
Total Other Liabilities	3,375,257	126,874,685	126,105,000	705,940,614	14,910,000
Premiums, net of amortization	17,551,019	17,958,013	1,064,690	34,444,342	2,000,003
Total Long-term Liabilities	<u>\$ 722,721,948</u>	<u>\$ 144,832,698</u>	<u>\$ 127,169,690</u>	<u>\$ 740,384,956</u>	<u>\$ 16,910,003</u>

Description of Debt

Payments on the general obligation bonds are made by the Bond Interest and Redemption Fund with local property revenues. The compensated absences are paid by the fund in which the related employee costs are accounted for.

General obligation bonds were approved by local elections in 2001 and 2005. The total amount approved by the voters in 2001 and 2005 were \$207,000,000 and \$468,000,000, respectively. All of the authorized 2001 and 2005 bonds have been issued. Interest rates on the 2001 bonds are range from 3.00 percent to 5.74 percent and the interest rates on the 2005 bonds are range from 3.50 percent to 5.00 percent. At June 30, 2013, the outstanding balances for the 2001 and 2005 bonds were \$136,242,645 and \$570,853,142, respectively.

Debt Maturity

General Obligation Bonds

Issue Date	Maturity Date	Interest Rate	Original Issue	Bonds Outstanding July 1, 2012	Additions/ Accretions	Redeemed	Bonds Outstanding June 30, 2013
6/4/2002	9/1/2026	3.00-5.74%	\$ 96,875,613	\$ 34,867,222	\$ 1,784,999	\$ 3,355,000	\$ 33,297,221
2/9/2005	9/1/2029	3.00-5.00%	69,995,132	55,564,691	1,612,952	1,535,000	55,642,643
4/11/2006	3/1/2031	3.50-5.00%	40,124,660	46,422,237	1,750,544	870,000	47,302,781
4/11/2006	9/1/2030	3.75-5.00%	135,429,395	119,804,428	4,908,882	5,775,000	118,938,310
12/12/2006	9/1/2038	3.50-5.00%	332,570,194	337,921,560	9,773,272	3,375,000	344,319,832
4/26/2012	9/1/2026	0.33-5.00%	107,595,000	107,595,000	-	-	107,595,000
				<u>\$ 702,175,138</u>	<u>\$ 19,830,649</u>	<u>\$ 14,910,000</u>	<u>\$ 707,095,787</u>

SAN MATEO COUNTY COMMUNITY COLLEGE DISTRICT

NOTES TO FINANCIAL STATEMENTS JUNE 30, 2013

The bonds mature through 2039 as follows:

Fiscal Year	Principal	Interest to Maturity	Total
2014	\$ 17,290,000	\$ 12,126,971	\$ 29,416,971
2015	19,475,000	11,458,220	30,933,220
2016	19,200,967	10,795,338	29,996,305
2017	18,921,029	13,167,016	32,088,045
2018	20,468,929	15,636,634	36,105,563
2019-2023	106,595,110	99,417,378	206,012,488
2024-2028	112,298,345	148,866,405	261,164,750
2029-2033	135,640,637	188,651,094	324,291,731
2034-2038	107,617,834	172,908,666	280,526,500
2039	22,852,143	41,963,358	64,815,501
Subtotal	580,359,994	\$ 714,991,080	\$ 1,295,351,074
Accreted Interest To Date	126,735,793		
Total	\$ 707,095,787		

Other Postemployment Benefits (OPEB) Obligation

The District's actuarially determined annual required contribution (ARC) for the year ended June 30, 2013, was \$8,642,396. The District made a contribution of \$7,103,043 for premiums for current retirees. In addition, the District contributed \$10,000,000 to the San Mateo County Community College District Public Entity Investment Trust during the year. See Note 11 for additional information regarding the OPEB obligation and the postemployment benefits plan.

NOTE 11 - POSTEMPLOYMENT HEALTH CARE PLAN AND OTHER POSTEMPLOYMENT BENEFITS (OPEB) OBLIGATION

The District provides postemployment health care benefits for retired employees in accordance with negotiated contracts with the various bargaining units of the District.

Plan Description

The Other Postemployment Benefit Plan (the Plan) is a single-employer defined benefit healthcare plan administered by the San Mateo County Community College District. The Plan provides medical and dental insurance benefits to eligible retirees and their spouses. Membership of the Plan consists of 1001 retirees and beneficiaries currently receiving benefits and 825 active plan members. Separate financial statements are prepared for the Plan and may be obtained by contacting the San Mateo County Community College District.

SAN MATEO COUNTY COMMUNITY COLLEGE DISTRICT

NOTES TO FINANCIAL STATEMENTS

JUNE 30, 2013

Funding Policy

The contribution requirements of plan members and the District are established and may be amended by the District and the District's bargaining units. The required contribution is based on projected pay-as-you-go financing requirements with an additional amount to prefund benefits. During the year, the District contributed \$7,103,042 for the current retirees' medical premiums. Plan members receiving benefits contributed \$30,300, or approximately .43 percent of the total premiums. Contributions made by retirees, range between \$3 to \$414 per month. In addition to the current year premium, the District contributed \$10,000,000 to the San Mateo County Community College District Public Entity Investment Trust.

Annual OPEB Cost and Net OPEB Asset/Obligation

The District's annual OPEB cost (expense) is calculated based on the annual required contribution of the employer (ARC), an amount actuarially determined in accordance with GASB Statement No. 45. The ARC represents a level of funding that, if paid on an ongoing basis, is projected to cover normal cost each year and amortize any unfunded actuarial accrued liabilities or funding costs (UAAL) over a period not to exceed 30 years. The following table shows the components of the District's annual OPEB cost for the year, the amount actually contributed to the Plan, and changes in the District's net OPEB obligation to the Plan:

Annual required contribution (ARC)	\$ 8,642,396
Less : annual OPEB cost (expense) - District paid premiums	7,103,043
Less: current year contribution to the OPEB Trust	10,000,000
Contributions in excess of ARC	<u>8,460,647</u>
OPEB asset, beginning of year	<u>19,009,630</u>
OPEB asset, end of year	<u><u>\$ 27,470,277</u></u>

Trend Information

Trend information for the annual OPEB cost, the percentage of annual OPEB cost contributed to the Plan, and the net OPEB asset/obligation for the past three years is as follows:

Year Ended June 30,	Annual OPEB Cost	Actual Contribution	Percentage Contributed	Net OPEB Assets
2011	\$ 7,702,017	\$ 17,100,154	222%	\$ 9,514,655
2012	7,702,017	17,196,992	223%	19,009,630
2013	8,642,396	17,103,043	198%	27,470,277

SAN MATEO COUNTY COMMUNITY COLLEGE DISTRICT

NOTES TO FINANCIAL STATEMENTS

JUNE 30, 2013

Funding Status and Funding Progress

The funded status of the OPEB Plan as of June 30, 2013, is as follows:

Actuarial Accrued Liability (AAL)	\$ 125,352,953
Actuarial Value of Plan Assets	(39,442,631)
Unfunded Actuarial Accrued Liability (UAAL)	<u>\$ 85,910,322</u>
Funded Ratio (Actuarial Value of Plan Assets/AAL)	31%
Covered Payroll	<u>\$ 92,003,826</u>
UAAL as Percentage of Covered Payroll	<u>93%</u>

The above noted actuarial accrued liability was based on the February 1, 2013, actuarial valuation. Actuarial valuation of an ongoing plan involves estimates of the value of reported amounts and assumptions about the probability of occurrence of events far into the future. Examples include assumptions about future employment, mortality, and the healthcare cost trend. Amounts determined regarding the funded status of the Plan and the annual required contribution of the employer are subject to continual revision as actual results are compared with past expectations and new estimates are made about the future. The schedule of funding progress, presented as required supplementary information, follow the notes to the financial statements, presents multi-year trend information about whether the actuarial value of Plan assets is increasing or decreasing over time relative to the actuarial accrued liabilities for benefits.

Actuarial Methods and Assumptions

Projections of benefits for financial reporting purposes are based on the substantive Plan (the Plan as understood by the employer and the Plan members) and include the types of benefits provided at the time of each valuation and the historical pattern of sharing of benefit costs between the employer and the Plan members to that point. The actuarial methods and assumptions used include techniques that are designed to reduce the effects of short-term volatility in actuarial accrued liabilities and the actuarial values of assets, consistent with the long-term perspective of the calculations.

In the February 1, 2013 actuarial valuation, the Entry Age Normal Actuarial Cost Method was used. The actuarial assumptions included a 7 percent investment rate of return (net of administrative expenses), based on the Plan being funded in an irrevocable employee benefit trust fund invested in a long-term fixed income portfolio. Healthcare cost trend rates assumed 4 percent per year. The UAAL is being amortized at a level percentage of payroll method. The remaining amortization period at February 1, 2013, was 30 years. The actuarial value of assets of \$34,870,628 was determined in this actuarial valuation. At June 30, 2013, the Trust held net assets in the amount of \$39,442,631 in investments with Benefit Trust.

NOTE 12 - RISK MANAGEMENT

Insurance Coverage

The District is exposed to various risks of loss related to torts; theft of, damage to, and destruction of assets; errors and omissions; injuries to employees; and natural disasters. During the year ending June 30, 2013, the District contracted with MacCorkle Inc., an insurance broker to manage the District's insurance claims. The District is self-insured for the first \$150,000. Settled claims have not exceeded this commercial coverage.

SAN MATEO COUNTY COMMUNITY COLLEGE DISTRICT

NOTES TO FINANCIAL STATEMENTS

JUNE 30, 2013

Workers' Compensation

For the fiscal year, the District contracted with Andreini and Company for placement of excess workers' compensation insurance program. The District is self-insured for the first \$350,000.

Employee Medical Benefits

The District has contracted with the Cal PERS to provide employee medical and surgical benefits. CalPERS is a shared risk pool comprised of nearly 2,500 employers and covers five regions (Bay Area, Other Northern California, Southern California, Other Southern California, and Out of State). Rates are set through an annual calculation process. The District pays a monthly contribution, which is placed in a common fund from which claim payments are made for all participating Districts. Claims are paid for all participants regardless of claims flow. The CalPERS Board of Directors has a right to return monies to a district subsequent to the settlement of all expenses and claims if a district withdraws from the pool. CalPERS requires the District to have a post retirement medical benefit plan for CalPERS members.

The District also contributed towards the medical plan premiums of CalPERS and CalSTRS retirees who did not meet the District eligibility requirements for retiree benefits when they retired. This contribution is required by CalPERS and is called the "Employer Share" and was established in order to provide retirees, regardless of District eligibility, with continuation of group medical insurance coverage at a reduced monthly premium. There are currently 72 retirees that fall under this categorical and the District's share for the fiscal year was \$408,668.

The District records an estimated liability for indemnity torts and other claims against the District. Claims liabilities are based on estimates of the ultimate costs of reported claims (including future claim adjustment expenses) and an estimate for claims incurred, but not reported based on historical experience.

Claim Liabilities

The District establishes a liability for both reported and unreported events, which includes estimates of both future payments of losses and related claim adjustment expenses. The following represent the changes in approximate aggregate liabilities for the District from July 1, 2011 to June 30, 2013:

	<u>Workers' Compensation</u>	<u>Property and Liability</u>
Liability Balance, July 1, 2011	\$ 1,648,000	\$ -
Claims and changes in estimates	454,691	150,000
Claims payments	-	-
Liability Balance, June 30, 2012	<u>2,102,691</u>	<u>150,000</u>
Claims and changes in estimates	-	-
Claims payments	(350,691)	-
Liability Balance, June 30, 2013	<u>\$ 1,752,000</u>	<u>\$ 150,000</u>
Assets available to pay claims at June 30, 2013	<u>\$ 10,921,274</u>	<u>\$ 150,000</u>

SAN MATEO COUNTY COMMUNITY COLLEGE DISTRICT

NOTES TO FINANCIAL STATEMENTS

JUNE 30, 2013

NOTE 13 - EMPLOYEE RETIREMENT SYSTEMS

Qualified employees are covered under multiple-employer contributory retirement plans maintained by agencies of the State of California. Certificated employees are members of the California State Teachers' Retirement System (CalSTRS) and classified employees are members of the California Public Employees' Retirement System (CalPERS).

CalSTRS

Plan Description

The District contributes to CalSTRS, a cost-sharing multiple-employer public employee retirement system defined benefit pension plan administered by CalSTRS. The plan provides retirement and disability benefits and survivor benefits to beneficiaries. Benefit provisions are established by State statutes, as legislatively amended, within the State Teachers' Retirement Law. CalSTRS issues a separate comprehensive annual financial report that includes financial statements and required supplementary information. Copies of the CalSTRS annual financial report may be obtained from CalSTRS, 100 Waterfront Place, West Sacramento, CA 95605.

Funding Policy

Active members are required to contribute 8.0 percent of their salary while the District is required to contribute an actuarially determined rate. The actuarial methods and assumptions used for determining the rate are those adopted by the CalSTRS Teachers' Retirement Board. The required employer contribution rate for fiscal year 2012-2013 was 8.25 percent of annual payroll. The contribution requirements of the plan members are established by State statute. The District's total contributions to CalSTRS for the fiscal years ended June 30, 2013, 2012, and 2011, were \$3,292,883, \$3,185,617, and \$3,043,000, respectively, and equal 100 percent of the required contributions for each year.

CalPERS

Plan Description

The District contributes to the School Employer Pool under the California Public Employees' Retirement System (CalPERS), a cost-sharing multiple-employer public employee retirement system defined benefit pension plan administered by CalPERS. The plan provides retirement and disability benefits, annual cost-of-living adjustments, and death benefits to plan members and beneficiaries. Benefit provisions are established by State statutes, as legislatively amended, within the Public Employees' Retirement Laws. CalPERS issues a separate comprehensive annual financial report that includes financial statements and required supplementary information. Copies of the CalPERS' annual financial report may be obtained from the CalPERS Executive Office, 400 P Street, Sacramento, California 95811.

Funding Policy

Active plan members are required to contribute 7.0 percent of their salary (7.0 percent of monthly salary over \$133.33 if the member participates in Social Security), and the District is required to contribute an actuarially determined rate. The actuarial methods and assumptions used for determining the rate are those adopted by the CalPERS Board of Administration. The District's contribution rate to CalPERS for fiscal year 2012-2013 was 11.417 percent of covered payroll. The District's contributions to CalPERS for fiscal years ending June 30, 2013, 2012, and 2011, were \$4,035,956, \$3,693,915, and \$3,458,509, respectively, and equaled 100 percent of the required contributions for each year.

SAN MATEO COUNTY COMMUNITY COLLEGE DISTRICT

NOTES TO FINANCIAL STATEMENTS

JUNE 30, 2013

On-Behalf Payments

The State of California makes contributions to CalSTRS on behalf of the District. These payments consist of State General Fund contributions to CalSTRS. The State of California made contributions to CalSTRS on behalf of the District for fiscal year ending June 30, 2013, 2012, and 2011 amounted to \$1,903,158, \$1,821,547, and \$1,569,077, respectively, and equaled 5.176 percent of salaries subject to CalSTRS. Contributions are no longer appropriated in the annual Budget Act for the legislatively mandated benefits to CalPERS. Therefore, there is no on behalf contribution reate for CalPERS. These amounts have been reflected in the basic financial statements as a component of nonoperating revenue and employee benefit expense.

Deferred Compensation

The District offers its employees 47 457 and 278 403 (b) tax deferred compensation plans. The plans, available to all employees, permits them to defer a portion of their pre-tax salary into investment(s) provided by the plans. The deferred compensation will become available once a qualifying event, as defined by the IRS, has been met. The District oversees the administrative functions of these plans. The District makes employer contributions for six of its employees, otherwise, these plans are strictly for employee contributions only.

NOTE 14 - COMMITMENTS AND CONTINGENCIES

Grants

The District receives financial assistance from Federal and State agencies in the form of grants. The disbursement of funds received under these programs generally requires compliance with terms and conditions specified in the grant agreements and are subject to audit by the grantor agencies. Any disallowed claims resulting from such audits could become a liability of the General Fund or other applicable funds. However, in the opinion of management, any such disallowed claims will not have a material adverse effect on the overall financial position of the District at June 30, 2013.

The California State Controller's Office audited the District's mandated costs claims in 2003-2004. As the result of the audit, the District has set aside a reserve for the liability. However, the District is in the process of disputing this liability with the State.

Litigation

The District is involved in various litigation arising from the normal course of business. In the opinion of management and legal counsel, the disposition of all litigation pending is not expected to have a material adverse effect on the overall financial position of the District at June 30, 2013.

Early Retirement

The District offered an early incentive retirement plan to all bargaining units who elect early retirement in prior year. All incentives were paid in fiscal year 2012-2013.

SAN MATEO COUNTY COMMUNITY COLLEGE DISTRICT

NOTES TO FINANCIAL STATEMENTS

JUNE 30, 2013

Operating leases

The District has entered into various operating leases for equipment with no lease terms in excess of one year. None of these agreements contain purchase options. All agreements contain a termination clause providing for cancellation after a specified number of days written notice to lessors, but it is unlikely that the District will cancel any of the agreements prior to the expiration date.

Construction Commitments

As of June 30, 2013, the District had the following commitments with respect to the unfinished capital projects:

CAPITAL PROJECT	Remaining Construction Commitment	Expected Date of Completion
District funded facility improvement projects	\$ 670,292	within 1 year
State funded capital outlay projects	3,705,571	within 1 year
2005 G.O. Bond (Measure A) construction projects	4,498,444	within 1 year
	<u>\$ 8,874,307</u>	

The projects are funded through a combination of general obligation bonds and capital project apportionments from the State Chancellor's Office.

NOTE 15 - PARTICIPATION IN PUBLIC ENTITY RISK POOLS AND JOINT POWERS AUTHORITIES

The District is self-insured for the workers' compensation and property and liability up to \$150,000. The District contracts with MacCorkle Inc., an insurance broker to manage the District's insurance claims. The District pays an annual premium to MacCorkle for their services. The relationships between the District and the risk management company are such that they are not component units of the District for financial reporting purposes.

These entities have budgeting and financial reporting requirements independent of member units and their financial statements are not presented in these financial statements; however, fund transactions between the entities and the District are included in these statements. Audited financial statements are generally available from the respective entities.

During the year ended June 30, 2013, the District made total payment of \$933,924 to MacCorkle Inc. for the insurance related services. The District also paid \$42,388 and \$233,815 to School Excess Liability Fund and Princeton Excess and Surplus for excess liability program.

The District is a member of South Bay Regional Public Safety Training Consortium JPA. No payments were made to South Bay Regional Public Safety Training Consortium JPA during the year.

SAN MATEO COUNTY COMMUNITY COLLEGE DISTRICT

NOTES TO FINANCIAL STATEMENTS

JUNE 30, 2013

NOTE 16 - RESTATEMENT OF PRIOR YEAR FUND BALANCES

The District's prior year beginning net position has been restated as of June 30, 2013.

Effective in fiscal year 2012-2013, the District was required to capitalize interest as part of the historical cost of constructing certain business-type activity assets. The implementation of this standard required a change in accounting principle and restatement of the beginning net position of the District by \$38,177,572.

NOTE 17 - SUBSEQUENT EVENTS

The District issued \$20,000,000 of Tax and Revenue Anticipation Notes dated July 15, 2013. The notes mature on June 2, 2014, and yield 0.200 percent interest. The notes were sold to supplement cash flow. Repayment requirements are that a percentage of principal and interest be deposited with the Fiscal Agent each month beginning January 1, 2014, until 100 percent of principal and interest due is on account on April 30, 2014.

***REQUIRED SUPPLEMENTARY
INFORMATION***

SAN MATEO COUNTY COMMUNITY COLLEGE DISTRICT

**SCHEDULE OF OTHER POSTEMPLOYMENT BENEFITS (OPEB) FUNDING
 PROGRESS
 FOR THE YEAR ENDED JUNE 30, 2013**

Actuarial Valuation Date	Actuarial Value of Assets (a)	Actuarial Accrued Liability (AAL) - Entry Age Normal (b)	Unfunded AAL (UAAL) (b - a)	Funded Ratio (a / b)	Covered Payroll (c)	UAAL as a Percentage of Covered Payroll ([b-a] / c)
February 1, 2013	\$ 34,870,628	\$ 125,352,953	\$ 90,482,325	28%	\$92,003,826	98%
February 1, 2011	15,643,762	118,923,929	103,280,167	13%	90,671,696	114%
February 1, 2009	-	108,915,006	108,915,006	0%	85,080,018	128%

SUPPLEMENTARY INFORMATION

SAN MATEO COUNTY COMMUNITY COLLEGE DISTRICT

DISTRICT ORGANIZATION JUNE 30, 2013

The San Mateo County Community College District was established in 1922, and includes three college campuses located in San Mateo County. There were no changes in the boundaries of the District during the current year. The District's three colleges are each accredited by the Accrediting Commission for Community and Junior Colleges, Western, Association of Schools and Colleges.

BOARD OF TRUSTEES

<u>MEMBER</u>	<u>OFFICE</u>	<u>TERM EXPIRES</u>
Karen Schwarz	President	2015
Patricia Miljanich	Vice President- Clerk	2015
Richard Holober	Trustee	2013
Dave Mandelkern	Trustee	2015
David Zay Latt	Student Trustee	2014

ADMINISTRATION

Ron Galatolo	Chancellor - Superintendent
Jim Keller	Deputy Chancellor
Kathy Blackwood	Executive Vice Chancellor
Michael Claire	President – College of San Mateo
Lawrence Buckley	President – Canada College
Regina Stanback-Stroud	President – Skyline College

SAN MATEO COUNTY COMMUNITY COLLEGE DISTRICT

**SCHEDULE OF EXPENDITURES OF FEDERAL AWARDS
FOR THE YEAR ENDED JUNE 30, 2013**

Federal Grantor/Pass-Through Grantor/Program or Cluster Title	Federal CFDA Number	Pass-Through Entity Identifying Number	Federal Expenditures
U.S. DEPARTMENT OF EDUCATION			
Student Financial Aid Cluster			
Federal Work Study Program	84.033	none	\$ 459,055
Pell Grant	84.063	none	18,983,700
Supplemental Educational Opportunity Grant (SEOG)	84.007	none	427,706
Direct Student Loans	84.268	none	2,090,781
Postsecondary Education			
TRIO Cluster			
Student Support Services	84.042A	none	810,280
Upward Bound	84.047A	none	293,434
Passed through Santa Clarita Community College District			
Fund for the Improvement of Postsecondary Education	84.116Z	none	2,215
Institutional Service			
Minority Science and Engineering Improvement	84.120	none	10,847
Higher Education -Institutional Aid HSI STEM	84.031C	none	845,017
Higher Education -Institutional Aid HSI Cooperative	84.031S	none	233,257
Vocational Education			
Passed through California Community Colleges Chancellor's Office:			
CTEA I-C Basic Grants to States	84.048A	12-C01-052	571,622
CTEA I-C Basic Grants to States - CTE Transitions	84.048A	12-112-370	139,437
Special Education and Rehabilitation Services			
Passed through California Department of Rehabilitation:			
Vocational Rehabilitation-Workability	84.126A	27721	149,214
Passed through California Department of Developmental Services:			
Special Education-Grants for Infants and Families	84.181	S12-143	12,000
Total U.S. Department of Education			<u>25,028,565</u>
U.S. DEPARTMENT OF HEALTH AND HUMAN SERVICES			
Administration for Children and Families			
Passed through California Community Colleges Chancellor's Office:			
Temporary Assistance for Needy Families (TANF)	93.558	none	77,535
Passed through California Department of Education/CDTC:			
		12-13-3939 CCTR2281, CSPP2531, 2013CIP	
Child Care and Development Block Grant	93.575	RC2	84,412
Child Care Mandatory and Matching Funds of the Child Care and Development Fund	93.596	CCTR2281, CSPP2531	73,495
Total U.S. Department of Health and Human Services			<u>235,442</u>

See accompanying note to supplementary information.

SAN MATEO COUNTY COMMUNITY COLLEGE DISTRICT

**SCHEDULE OF EXPENDITURES OF FEDERAL AWARDS (CONTINUED)
FOR THE YEAR ENDED JUNE 30, 2013**

Federal Grantor/Pass-Through Grantor/Program or Cluster Title	Federal CFDA Number	Pass-Through Entity Identifying Number	Federal Expenditures
U.S. DEPARTMENT OF AGRICULTURE			
Passed through California Department of Education:			
Child and Adult Care Food Program	10.558	1754-0A	50,300
Total U.S. Department of Agriculture			<u>50,300</u>
U.S. DEPARTMENT OF LABOR			
WIA Cluster			
Passed through County of San Mateo:			
WIA - Adult - Governor's 15% Discretionary Fund	17.258	71824/73100-13-D001 73100-13-	229,945
WIA - Dislocated Workers	17.278	D007/D005/D006	248,517
Passed through County of San Mateo:			
Community Based Job Training Grant	17.269	71327	319,723
Passed through City of Santa Ana			
H-1B Job Training Grants	17.268	A-2012-017	19,485
Total U.S. Department of Labor			<u>817,670</u>
CORPORATION FOR NATIONAL AND COMMUNITY SERVICE			
Passed through The San Francisco Foundation:			
Social Innovation Fund	94.019	none	119,268
NATIONAL SCIENCE FOUNDATION			
Education and Human Resources	47.076	none	169,846
Engineering Grants	47.041	none	21,945
Total National Science Foundation			<u>191,791</u>
NATIONAL AERONAUTICS AND SPACE ADMINISTRATION			
Minority University Research and Education Program	43.008	none	140,315
U.S. DEPARTMENT OF ENERGY			
Passed through Stanford Transportation Group			
Energy Efficiency and Renewable Energy Information Dissemination, Outreach, Training and Technical Analysis/Assistance	81.117	none	14,092
Total Department of Energy			<u>14,092</u>
US DEPARTMENT OF COMMERCE			
Passed through Foundation for California Community Colleges:			
ARRA - NTIA-Broadband Technology Opportunities Program	11.557	06-43-B10541	6,511
SMALL BUSINESS ADMINISTRATION			
Passed through California Community Colleges Chancellor's Office			
State Trade and Export Promotion Pilot Grant Program	59.061	F11-0073	62,508
Total Expenditures of Federal Awards			<u><u>\$ 26,666,462</u></u>

See accompanying note to supplementary information.

SAN MATEO COUNTY COMMUNITY COLLEGE DISTRICT

**SCHEDULE OF EXPENDITURES OF STATE AWARDS
FOR THE YEAR ENDED JUNE 30, 2013**

Program	Program Entitlements			Program Revenues				Total Program Expenditures
	Current Year	Prior Year	Total Entitlement	Cash Received ^[1]	Accounts Receivable	Deferred Revenue	Total Revenue	
GENERAL FUND								
Disabled Students Programs & Services	\$ 1,051,905	\$ 2,024	\$ 1,053,929	\$ 1,053,929	\$ -	\$ 2,024	\$ 1,051,905	\$ 1,051,905
Extended Opportunity Programs & Services	1,089,144	-	1,089,144	1,089,144	-	-	1,089,144	1,089,144
CARE/EOPS	84,815	-	84,815	84,815	-	-	84,815	84,815
Matriculation	687,471	-	687,471	687,471	-	-	687,471	687,471
Foster Parent Training	85,986	-	85,986	64,490	21,496	-	85,986	85,986
FA Administrative Allowance	870,142	-	870,142	870,142	-	-	870,142	870,142
Block Grant - Instructional Equipment	-	28,388	28,388	28,389	-	25,922	2,467	2,467
T-Com and Technology (TTIP)	-	61,324	61,324	61,324	-	41,154	20,170	20,170
CalWORKs	346,819	-	346,819	346,818	1	-	346,819	346,819
Middle College High School	168,306	-	168,306	67,321	100,985	-	168,306	168,306
CITD Economic Development	205,000	19,547	224,547	60,545	164,002	-	224,547	224,547
Staff Development	-	41,803	41,803	41,803	-	39,179	2,624	2,624
MESA/CCCP Funds for Student Success	101,000	31,439	132,439	72,738	45,482	-	118,220	118,220
RCSD CBET Program	50,000	-	50,000	50,000	-	-	50,000	50,000
Lottery-Prop 20-Instructional Materials	612,157	1,289,627	1,901,784	165,706	503,850	-	669,556	277,211
Nursing-Enrollment Growth	112,487	-	112,487	94,489	17,998	-	112,487	112,487
Basic Skills 10-11 appropriation	-	135,685	135,685	135,685	-	-	135,685	135,685
Basic Skills 12-13 appropriation	313,585	-	313,585	291,876	-	221,329	70,547	70,547
Basic Skills 11-12 appropriation	-	208,177	208,177	208,177	-	49,986	158,191	158,191
FCCC-CSM Cares Program	247,320	-	247,320	13,151	39,582	-	52,733	52,733
Rancho Santiago CCD-CEO Grant	50,000	-	50,000	25,000	-	10,969	14,031	14,031
UC Regents Puente Program	35,000	-	35,000	35,000	-	-	35,000	35,000
CTE Com Collaborative Project 11-13	-	59,313	59,313	59,313	-	-	59,313	59,313
CCCCO-CTE-California Career Academy	460,000	-	460,000	345,000	-	345,000	-	-
CCCCO-CTE-CAA Grant	-	460,000	460,000	414,000	-	39,948	374,052	374,052
State Library	-	886	886	886	-	40	846	846
SMC HAS CalFresh	10,000	-	10,000	2,500	-	2,500	-	-
CTE Pathways Initiative	348,000	283,426	631,426	509,626	14,876	128,161	396,341	396,341
Youth Entrepreneurs Career Pathways	-	111,801	111,801	96,801	7,984	-	104,785	104,785
CDE Child Development	253,416	-	253,416	257,848	358	6,141	252,065	252,065
Cal Grant	700,643	-	700,643	677,079	30,402	6,838	700,643	700,643
Total State Programs	7,883,196	2,733,440	10,616,636	\$ 7,911,066	\$ 947,016	\$ 919,191	\$ 7,938,891	\$ 7,546,546

[1]Include cash received from prior year.

See accompanying note to supplementary information.

SAN MATEO COUNTY COMMUNITY COLLEGE DISTRICT

**SCHEDULE OF WORKLOAD MEASURES FOR STATE
GENERAL APPORTIONMENT – ANNUAL (ACTUAL) ATTENDANCE
FOR THE YEAR ENDED JUNE 30, 2013**

CATEGORIES	<u>(Revised)/ Reported Data*</u>	<u>Audit Adjustments</u>	<u>Audited Data</u>
A. Summer Intersession (Summer 2012 only)			
1. Noncredit	16	-	16
2. Credit	2,440	-	2,440
B. Summer Intersession (Summer 2013 - Prior to July 1, 2013)			
1. Noncredit	-	-	-
2. Credit	-	-	-
C. Primary Terms (Exclusive of Summer Intersession)			
1. Census Procedure Courses			
(a) Weekly Census Contact Hours	13,532	-	13,532
(b) Daily Census Contact Hours	779	-	779
2. Actual Hours of Attendance Procedure Courses			
(a) Noncredit	101	-	101
(b) Credit	610	-	610
3. Alternative Attendance Accounting Procedure			
(a) Weekly Census Procedure Courses	1,842	-	1,842
(b) Daily Census Procedure Courses	235	-	235
(c) Noncredit Independent Study/Distance Education Courses	-	-	-
D. Total FTES	<u>19,555</u>	<u>-</u>	<u>19,555</u>
SUPPLEMENTAL INFORMATION (Subset of Above Information)			
E. In-Service Training Courses (FTES)	-	-	-
F. Basic Skills courses and Immigrant Education (FTES)			
1. Noncredit	117	-	117
2. Credit	1,885	-	1,885
	<u>2,002</u>	<u>-</u>	<u>2,002</u>

* Annual report revised as of October 2013.

See accompanying note to supplementary information.

SAN MATEO COUNTY COMMUNITY COLLEGE DISTRICT

**RECONCILIATION OF *EDUCATION CODE* SECTION 84362 (50 PERCENT LAW)
CALCULATION
FOR THE YEAR ENDED JUNE 30, 2013**

	Object/TOP Codes	ECS 84362 A Instructional Salary Cost AC 0100 - 5900 and AC 6110			ECS 84362 B Total CEE AC 0100 - 6799		
		Reported Data	Audit Adjustments	Revised Data	Reported Data	Audit Adjustments	Revised Data
Academic Salaries							
Instructional Salaries							
Contract or Regular	1100	\$ 19,824,752	\$ -	\$ 19,824,752	\$ 19,828,626	\$ -	\$ 19,828,626
Other	1300	17,667,347	-	17,667,347	17,666,409	-	17,666,409
Total Instructional Salaries		37,492,099	-	37,492,099	37,495,035	-	37,495,035
Noninstructional Salaries							
Contract or Regular	1200	-	-	-	5,866,056	-	5,866,056
Other	1400	-	-	-	1,389,514	-	1,389,514
Total Noninstructional Salaries		-	-	-	7,255,570	-	7,255,570
Total Academic Salaries		37,492,099	-	37,492,099	44,750,605	-	44,750,605
Classified Salaries							
Noninstructional Salaries							
Regular Status	2100	-	-	-	21,451,392	-	21,451,392
Other	2300	-	-	-	1,611,281	-	1,611,281
Total Noninstructional Salaries		-	-	-	23,062,673	-	23,062,673
Instructional Aides							
Regular Status	2200	1,534,057	-	1,534,057	1,567,455	-	1,567,455
Other	2400	312,296	-	312,296	316,757	-	316,757
Total Instructional Aides		1,846,353	-	1,846,353	1,884,212	-	1,884,212
Total Classified Salaries		1,846,353	-	1,846,353	24,946,885	-	24,946,885
Employee Benefits	3000	17,110,339	-	17,110,339	30,051,781	-	30,051,781
Supplies and Material	4000	-	-	-	2,031,259	-	2,031,259
Other Operating Expenses	5000	34,180	-	34,180	10,750,431	-	10,750,431
Equipment Replacement	6420	-	-	-	-	-	-
Total Expenditures							
Prior to Exclusions		56,482,971	-	56,482,971	112,530,961	-	112,530,961

See accompanying note to supplementary information.

SAN MATEO COUNTY COMMUNITY COLLEGE DISTRICT

**RECONCILIATION OF *EDUCATION CODE* SECTION 84362 (50 PERCENT LAW)
CALCULATION (CONTINUED)
FOR THE YEAR ENDED JUNE 30, 2013**

	Object/TOP Codes	ECS 84362 A Instructional Salary Cost AC 0100 - 5900 and AC 6110			ECS 84362 B Total CEE AC 0100 - 6799		
		Reported Data	Audit Adjustments	Revised Data	Reported Data	Audit Adjustments	Revised Data
<u>Exclusions</u>							
Activities to Exclude							
Instructional Staff - Retirees' Benefits and Retirement Incentives	5900	\$ -	\$ -	\$ -	\$ -	\$ -	\$ -
Student Health Services Above Amount Collected	6441	-	-	-	-	-	-
Student Transportation	6491	-	-	-	-	-	-
Noninstructional Staff - Retirees' Benefits and Retirement Incentives	6740	-	-	-	1,088,592	-	1,088,592
Objects to Exclude							
Rents and Leases	5060	-	-	-	1,770	-	1,770
Lottery Expenditures							
Academic Salaries	1000	-	-	-	2,418,480	-	2,418,480
Classified Salaries	2000	-	-	-	-	-	-
Employee Benefits	3000	-	-	-	-	-	-
Supplies and Materials	4000	-	-	-	-	-	-
Software	4100	-	-	-	-	-	-
Books, Magazines, and Periodicals	4200	-	-	-	-	-	-
Instructional Supplies and Materials	4300	-	-	-	-	-	-
Noninstructional Supplies and Materials	4400	-	-	-	-	-	-
Total Supplies and Materials		-	-	-	-	-	-

See accompanying note to supplementary information.

SAN MATEO COUNTY COMMUNITY COLLEGE DISTRICT

**RECONCILIATION OF EDUCATION CODE SECTION 84362 (50 PERCENT LAW)
CALCULATION (CONTINUED)
FOR THE YEAR ENDED JUNE 30, 2013**

	Object/TOP Codes	ECS 84362 A Instructional Salary Cost AC 0100 - 5900 and AC 6110			ECS 84362 B Total CEE AC 0100 - 6799		
		Reported Data	Audit Adjustments	Revised Data	Reported Data	Audit Adjustments	Revised Data
Other Operating Expenses and Services	5000	\$ -	\$ -	\$ -	\$ -	\$ -	\$ -
Capital Outlay							
Library Books	6000	-	-	-	-	-	-
Equipment	6300	-	-	-	-	-	-
Equipment - Additional	6400	-	-	-	-	-	-
Equipment - Replacement	6410	-	-	-	-	-	-
Total Equipment		-	-	-	-	-	-
Total Capital Outlay							
Other Outgo	7000	-	-	-	-	-	-
Total Exclusions		-	-	-	3,508,842	-	3,508,842
Total for ECS 84362, 50 Percent Law		\$ 56,482,971	\$ -	\$ 56,482,971	\$ 109,022,119	\$ -	\$ 109,022,119
Percent of CEE (Instructional Salary Cost/Total CEE)		51.81%		51.81%	100.00%		100.00%
50% of Current Expense of Education					\$ 54,511,060		\$ 54,511,060

See accompanying note to supplementary information.

SAN MATEO COUNTY COMMUNITY COLLEGE DISTRICT

**RECONCILIATION OF ANNUAL FINANCIAL AND BUDGET REPORT
(CCFS-311) WITH FUND FINANCIAL STATEMENTS
FOR THE YEAR ENDED JUNE 30, 2013**

There were no adjustments to the Annual Financial and Budget Report (CCFS-311) which required reconciliation to the audited financial statements at June 30, 2013.

See accompanying note to supplementary information.

SAN MATEO COUNTY COMMUNITY COLLEGE DISTRICT

**PROPOSITION 30 EDUCATION PROTECTION ACT (EPA)
EXPENDITURE REPORT
FOR THE YEAR ENDED JUNE 30, 2013**

Activity Classification	Object Code				Unrestricted
EPA Proceeds:	8630				\$ 1,948,221
Activity Classification	Activity Code	Salaries and Benefits (Obj 1000-3000)	Operating Expenses (Obj 4000-5000)	Capital Outlay (Obj 6000)	Total
Instructional Activities	1000-5900	\$ -			\$ -
					-
					-
					-
					-
					-
Total Expenditures for EPA		\$ -	-	-	\$ -
Revenues Less Expenditures					\$ 1,948,221

See accompanying note to supplementary information.

SAN MATEO COUNTY COMMUNITY COLLEGE DISTRICT

NOTE TO SUPPLEMENTARY INFORMATION JUNE 30, 2013

NOTE 1 - PURPOSE OF SCHEDULES

District Organization

This schedule provides information about the District's governing board members and administration members.

Schedule of Expenditures of Federal Awards

The accompanying schedule of expenditures of Federal awards includes the Federal grant activity of the District and is presented on the modified accrual basis of accounting. The information in this schedule is presented in accordance with the requirements of the United States Office of Management and Budget Circular A-133, *Audits of States, Local Governments, and Non-Profit Organizations*. Therefore, some amounts presented in this schedule may differ from amounts presented in, or used in the preparation of, the financial statements.

The following schedule provides reconciliation between revenues reported on the Statement of Revenues, Expenses, and Changes in Net Position - Primary Government and the related expenditures reported on the Schedule of Expenditures of Federal Awards.

Description	CFDA Number	Amount
Total Federal Revenues per Statement of Revenues, Expenses, and Changes in Net Assets:		\$ 26,669,123
Fish & Wildlife	none	(2,661)
Total Expenditures of Federal Awards		<u>\$ 26,666,462</u>

Schedule of Expenditures of State Awards

The accompanying schedule of expenditures of State awards includes the State grant activity of the District and is presented on the modified accrual basis of accounting. Therefore, some amounts presented in this schedule may differ from amounts presented in, or used in the preparation of, the financial statements. The information in this schedule is presented to comply with reporting requirements of the California State Chancellor's Office.

Schedule of Workload Measures for State General Apportionment – Annual (Actual) Attendance

Full-Time Equivalent Students (FTES) is a measurement of the number of pupils attending classes of the District. The purpose of attendance accounting from a fiscal standpoint is to provide the basis on which apportionments of State funds, including restricted categorical funding, are made to community college districts. This schedule provides information regarding the annual attendance measurements of students throughout the District.

Reconciliation of Education Code Section 84362 (50 Percent Law) Calculation

ECS 84362 requires the District to expend a minimum of 50 percent of the unrestricted General Fund monies on salaries of classroom instructors. This is reported annually to the State Chancellor's Office. This schedule provides a reconciliation of the amount reported to the State Chancellor's Office and the impact of any audit adjustments and/or corrections noted during the audit.

SAN MATEO COUNTY COMMUNITY COLLEGE DISTRICT

NOTE TO SUPPLEMENTARY INFORMATION JUNE 30, 2013

Reconciliation of Annual Financial and Budget Report (CCFS - 311) with Fund Financial Statements

This schedule provides the information necessary to reconcile the fund balance of all funds reported on the Form CCFS-311 to the fund financial statements.

Proposition 30 Education Protection Act (EPA) Expenditure Report

This schedule provides the District's summary of receipts and uses of the monies received through the EPA.

***INDEPENDENT AUDITORS’
REPORTS***



**INDEPENDENT AUDITORS' REPORT ON INTERNAL CONTROL OVER
FINANCIAL REPORTING AND ON COMPLIANCE AND OTHER MATTERS
BASED ON AN AUDIT OF FINANCIAL STATEMENTS PERFORMED IN
ACCORDANCE WITH *GOVERNMENT AUDITING STANDARDS***

Board of Trustees
San Mateo County Community College District
San Mateo, California

We have audited, in accordance with auditing standards generally accepted in the United States of America and the standards applicable to financial audits contained in *Government Auditing Standards* issued by the Comptroller General of the United States, the basic financial statements of the business-type activities of San Mateo County Community College District (the District) and its discretely presented component unit as of and for the years ended June 30, 2013 and 2012, and the related notes to the financial statements, which collectively comprise the District's basic financial statements and have issued our report thereon dated December 18, 2013.

As discussed in the Notes to the basic financial statements, the accompanying financial statements reflect certain changes required as a result of the implementation of GASB Statement No. 62 for the year ended June 30, 2013. These changes require a restatement of the beginning net position of the District as discussed in Note 16. Our opinion is not modified with respect to this matter.

Internal Control Over Financial Reporting

In planning and performing our audits of the financial statements, we considered the District's internal control over financial reporting (internal control) to determine the audit procedures that are appropriate in the circumstances for the purpose of expressing our opinions on the financial statements, but not for the purpose of expressing an opinion on the effectiveness of the District's internal control. Accordingly, we do not express an opinion on the effectiveness of the District's internal control.

A deficiency in internal control exists when the design or operation of a control does not allow management or employees, in the normal course of performing their assigned functions, to prevent, or detect and correct, misstatements on a timely basis. *A material weakness* is a deficiency, or combination of deficiencies, in internal control, such that there is a reasonable possibility that a material misstatement of the District's financial statements will not be prevented, or detected and corrected, on a timely basis. *A significant deficiency* is a deficiency, or a combination of deficiencies, in internal control that is less severe than a material weakness, yet important enough to merit attention by those charged with governance.

Our consideration of internal control over financial reporting was for the limited purpose described in the first paragraph of this section and was not designed to identify all deficiencies in internal control that might be material weaknesses or significant deficiencies. Given these limitations, during our audits, we did not identify any deficiencies in internal control that we consider to be material weaknesses. However, material weaknesses may exist that have not been identified.

Compliance and Other Matters

As part of obtaining reasonable assurance about whether the District's financial statements are free of material misstatement, we performed tests of its compliance with certain provisions of laws, regulations, contracts, and grant agreements, noncompliance with which could have a direct and material effect on the determination of financial statement amounts. However, providing an opinion on compliance with those provisions was not an objective of our audits and, accordingly, we do not express such an opinion. The results of our tests disclosed no instances of noncompliance or other matters that are required to be reported under *Government Auditing Standards*.

We noted certain matters that we reported to management of the District in a separate letter dated December 18, 2013.

Purpose of This Report

The purpose of this report is solely to describe the scope of our testing of internal control and compliance and the results of that testing, and not to provide an opinion on the effectiveness of the District's internal control or on compliance. This report is an integral part of an audit performed in accordance with *Government Auditing Standards* in considering the District's internal control and compliance. Accordingly, this communication is not suitable for any other purpose.

Vavrinek, Time, Day & Co., LLP

Pleasanton, California
December 18, 2013



**INDEPENDENT AUDITORS' REPORT ON COMPLIANCE FOR
EACH MAJOR PROGRAM AND REPORT ON INTERNAL CONTROL
OVER COMPLIANCE REQUIRED BY OMB CIRCULAR A-133**

Board of Trustees
San Mateo County Community College District
San Mateo, California

Report on Compliance for Each Major Federal Program

We have audited San Mateo County Community College District's (the District) compliance with the types of compliance requirements described in OMB Circular A-133 *Compliance Supplement* that could have a direct and material effect on each of the District's major Federal programs for the year ended June 30, 2013. The District's major Federal programs are identified in the Summary of Auditors' Results section of the accompanying Schedule of Findings and Questioned Costs.

Management's Responsibility

Management is responsible for compliance with the requirements of laws, regulations, contracts, and grants applicable to its Federal programs.

Auditor's Responsibility

Our responsibility is to express an opinion on compliance for each of the District's major Federal programs based on our audit of the types of compliance requirements referred to above. We conducted our audit of compliance in accordance with auditing standards generally accepted in the United States of America; the standards applicable to financial audits contained in *Government Auditing Standards* issued by the Comptroller General of the United States; and OMB Circular A-133, *Audits of State, Local Governments, and Non-Profit Organizations*. Those standards and OMB Circular A-133 require that we plan and perform the audit to obtain reasonable assurance about whether noncompliance with the types of compliance requirements referred to above that could have a direct and material effect on a major Federal program occurred. An audit includes examining, on a test basis, evidence about the District's compliance with those requirements and performing such other procedures as we consider necessary in the circumstances.

We believe that our audit provides a reasonable basis for our opinion on compliance for each major Federal program. However, our audit does not provide a legal determination of the District's compliance.

Opinion on Each Major Federal Program

In our opinion, the District complied, in all material respects, with the types of compliance requirements referred to above that could have a direct and material effect on each of its major Federal programs for the year ended June 30, 2013.

Report on Internal Control Over Compliance

Management of the District is responsible for establishing and maintaining effective internal control over compliance with the types of compliance requirements referred to above. In planning and performing our audit of compliance, we considered the District's internal control over compliance with the types of requirements that could have a direct and material effect on each major Federal program to determine the auditing procedures that are appropriate in the circumstances for the purpose of expressing an opinion on compliance for each major Federal program and to test and report on internal control over compliance in accordance with OMB Circular A-133, but not for the purpose of expressing an opinion on the effectiveness of internal control over compliance. Accordingly, we do not express an opinion on the effectiveness of the District's internal control over compliance.

A deficiency in internal control over compliance exists when the design or operation of a control over compliance does not allow management or employees, in the normal course of performing their assigned functions, to prevent, or detect and correct, noncompliance with a type of compliance requirement of a Federal program on a timely basis. *A material weakness in internal control over compliance* is a deficiency, or a combination of deficiencies, in internal control over compliance, such that there is a reasonable possibility that material noncompliance with a type of compliance requirement of a Federal program will not be prevented, or detected and corrected, on a timely basis. *A significant deficiency* is a deficiency, or a combination of deficiencies, in internal control over compliance with a type of compliance requirement of a Federal program that is less severe than a material weakness in internal control over compliance, yet important enough to merit attention by those charged with governance.

Our consideration of internal control over compliance was for the limited purpose described in the first paragraph of this section and was not designed to identify all deficiencies in internal control over compliance that might be material weaknesses or significant deficiencies. Given these limitations, during our audit, we did not identify any deficiencies in internal control over compliance that we consider to be material weaknesses. However, material weaknesses may exist that have not been identified.

The purpose of this report on internal control over compliance is solely to describe the scope of our testing of internal control over compliance and the results of that testing based on the requirements of OMB Circular A-133. Accordingly, this report is not suitable for any other purpose.

Vavrinek, Time, Day & Co., LLP

Pleasanton, California
December 18, 2013



VAVRINEK, TRINE, DAY
& COMPANY, LLP
Certified Public Accountants

VALUE THE DIFFERENCE

INDEPENDENT AUDITORS' REPORT ON STATE COMPLIANCE

Board of Trustees
San Mateo County Community College District
San Mateo, California

Report on State Compliance

We have audited San Mateo County Community College District's (the District) compliance with the types of compliance requirements as identified in the California Community Colleges Chancellor's Office *District Audit Manual* issued in April 2013 that could have a direct and material effect on each of the District's programs as noted below for the year ended June 30, 2013.

Management's Responsibility

Management is responsible for compliance with the requirements identified in the California Community Colleges Chancellor's Office *District Audit Manual* issued in April 2013.

Auditor's Responsibility

Our responsibility is to express an opinion on compliance of each of the District's programs based on our audit of the types of compliance requirements referred to above. We conducted our audit in accordance with auditing standards generally accepted in the United States of America and the standards applicable to financial audits contained in *Government Auditing Standards*, issued by the Comptroller General of the United States. These standards require that we plan and perform the audit to obtain reasonable assurance about whether noncompliance with the compliance requirements referred to above could have a material effect on the applicable programs noted below. An audit includes examining, on a test basis, evidence about the District's compliance with those requirements and performing such procedures as we consider necessary in the circumstances. We believe that our audit provides a reasonable basis for our opinion. Our audit does not provide a legal determination of the District's compliance with those requirements.

Opinion

In our opinion, the District complied, in all material respects, with the compliance requirements referred to above that are applicable to the programs noted below that were audited for the year ended June 30, 2013, except as described in the State Awards Findings and Questioned Costs section of the accompanying Schedule of Findings and Questioned Costs.

Other Matters

We noted certain matters that we reported to management of the District in a separate letter dated December 18, 2013.

In connection with the audit referred to above, we selected and tested transactions and records to determine the District's compliance with State laws and regulations applicable to the following:

Section 421	Salaries of Classroom Instructors (50 Percent Law)
Section 423	Apportionment for Instructional Service Agreements/Contracts
Section 424	State General Apportionment Funding System
Section 425	Residency Determination for Credit Courses
Section 426	Students Actively Enrolled
Section 427	Concurrent Enrollment of K-12 Students in Community College Credit Courses
Section 431	Gann Limit Calculation
Section 433	CalWORKS
Section 435	Open Enrollment
Section 437	Student Fees – Instructional and Other Materials
Section 438	Student Fees – Health Fees and Use of Health Fee Funds
Section 474	Extended Opportunity Programs and Services (EOPS) and Cooperative Agencies Resources for Education (CARE)
Section 475	Disabled Student Programs and Services (DSPS)
Section 479	To Be Arranged (TBA) Hours
Section 490	Proposition 1D State Bond Funded Projects
Section 491	Proposition 30 Education Protection Account Funds

The District reports no Instructional Service Agreements/Contracts for Apportionment Funding; therefore, the compliance tests within this section were not applicable. In addition, the District did not spend Proposition Education Protection Account Funds during the year, therefore, the compliance test within this section were not applicable.

The District's responses to the finding identified in our audit are described in the accompanying Schedule of Findings and Questioned Costs. We did not audit the District's responses and, accordingly, we express no opinion on the responses.

Vavrinek, Time, Day & Co., LLP

Pleasanton, California
December 18, 2013

*SCHEDULE OF FINDINGS
AND
QUESTIONED COSTS*

SAN MATEO COUNTY COMMUNITY COLLEGE DISTRICT

**SUMMARY OF AUDITORS' RESULTS
FOR THE YEAR ENDED JUNE 30, 2013**

FINANCIAL STATEMENTS

Type of auditors' report issued:	<u>Unmodified</u>
Internal control over financial reporting:	
Material weaknesses identified?	<u>No</u>
Significant deficiencies identified?	<u>None reported</u>
Noncompliance material to financial statements noted?	<u>No</u>

FEDERAL AWARDS

Internal control over major programs:	
Material weaknesses identified?	<u>No</u>
Significant deficiencies identified?	<u>None reported</u>
Type of auditors' report issued on compliance for major programs:	<u>Unmodified</u>

Any audit findings disclosed that are required to be reported in accordance with Circular A-133, Section .510(a) No

Identification of major programs:

<u>CFDA Numbers</u>	<u>Name of Federal Program or Cluster</u>
84.033, 84.063, 84.007, <u>84.268</u>	<u>Student Financial Aid Cluster</u>
<u>84.042A, 84.047A</u>	<u>TRIO Cluster</u>
<u>17.269</u>	<u>Community Based Job Training Grant</u>

Dollar threshold used to distinguish between Type A and Type B programs: \$ 300,000
 Auditee qualified as low-risk auditee? Yes

STATE AWARDS

Internal control over State programs:	
Material weaknesses identified?	<u>No</u>
Significant deficiencies identified?	<u>None reported</u>
Type of auditors' report issued on compliance for State programs:	<u>Unmodified</u>

SAN MATEO COUNTY COMMUNITY COLLEGE DISTRICT

**FINANCIAL STATEMENT FINDINGS AND RECOMMENDATIONS
FOR THE YEAR ENDED JUNE 30, 2013**

None reported.

SAN MATEO COUNTY COMMUNITY COLLEGE DISTRICT

**FEDERAL AWARDS FINDINGS AND QUESTIONED COSTS
FOR THE YEAR ENDED JUNE 30, 2013**

None reported.

SAN MATEO COUNTY COMMUNITY COLLEGE DISTRICT

STATE AWARDS FINDINGS AND QUESTIONED COSTS FOR THE YEAR ENDED JUNE 30, 2013

The following findings represent instances of noncompliance and/or questioned costs relating to State program laws and regulations.

2013-1 Finding - To Be Arranged Hours (TBA)

Criteria or Specific Requirement

Legal Advisory 08-02

To Be Arranged (TBA) Definition: Some courses with regular scheduled hours of instruction have "hours to be arranged" (TBA) as part of the total contact hours for the course. The TBA portion of the course uses an alternate method for regularly scheduling a credit course for purposes of applying either the Weekly or Daily Census Attendance Accounting Procedures. In other words, TBA hours are only an option for credit courses that apply the Weekly or Daily Attendance Accounting Procedures and not to those that apply the Alternative Attendance Accounting Procedure pursuant to CCR, title 5, section 58003.1(f).

Section 58102 Course Description states that the description of each course shall be clear and understandable to the prospective student. All enrolled students must be informed of TBA instructional activities and expectations for completion in the class syllabus or other document.

Legal Advisory 08-02 To Be Arranged (TBA) Hour Compliance Advice indicates that documentation is required to substantiate that each student has completed the TBA requirements as appropriate for either the Weekly or Daily census attendance accounting procedures.

Condition

During our audit of the compliance requirements for the TBA programs, we noted the following:

- 7 of the 60 courses tested had TBA hours generated from Independent Study courses
- 14 of the 60 courses tested did not have documentation required to substantiate that each student has completed the TBA requirements. In addition, 11 of the 14 courses noted did not have description informing enrolled students about the TBA instructional activities and the expectations for completion in the class syllabus.

Questioned Costs

39.68 FTES were overstated. Extrapolated FTES would be 229.

Effect

The District is not in compliance with requirements for TBA courses.

Cause

Unknown.

Recommendation

We recommend the District review the State compliance requirements for TBA courses and provide necessary trainings to the individuals having these responsibilities to ensure that the District is in compliance with the State requirements.

SAN MATEO COUNTY COMMUNITY COLLEGE DISTRICT

STATE AWARDS FINDINGS AND QUESTIONED COSTS FOR THE YEAR ENDED JUNE 30, 2013

Management's Response and Corrective Action Plan

We have instituted a process to deans to make specific reviews of syllabi with TBAs associated and training will be provided to faculty on TBA regulations. Additionally, division offices will oversee the attendance documentation to ensure they are in compliance.

2013-2 Finding - General Apportionment Funding System

Criteria or Specific Requirement

Title 5, Section 58003.1 requires that the District use the appropriate attendance accounting procedure to calculate the contact hours and FTES for each type of the courses and properly classifying the courses in the attendance reports.

According to Student Attendance Accounting Manual, attendance is based on an actual count of enrolled students present at each class meeting. In other words, the total student contact hours reported for each class should be the sum of the individual attendance hour totals for each student in the class as reported by the instructor.

Title 5, Section 55002 states that the course outline of record shall specify the number of contact hours for the course as a whole. Contact hours claimed for apportionment must be consistent with the number of contact hours specified in the course outline of record. (55002(a)(3), 55002(b)(3), 58050(a)(5).)

Condition

During our audit of the State General Apportionment Funding System, we noted the following:

Actual Hours of Attendance (Commonly referred to as Positive Attendance)

- 2 out of 60 courses tested, we were not able to determine the accuracy of the classification of these courses in accordance with Title 5, Section 58003.1 because these courses were not listed in the Schedule of Classes.
- Of the 60 courses tested, 20 of them had FTES discrepancies between the Annual 320 report and the supporting course detail.

Weekly Contact Hours

- 5 out of 60 courses, the total contact hour per session does not agree with the total contact hour reported on the 320 report.

Questioned Costs

17.61 FTES were overstated for Actual Hours of Attendance (extrapolated FTES would be 19.74) and 0.85 FTES were overstated for the Weekly Contact Hours (extrapolated FTES would be 50.66).

Effect

FTES reported on the Annual 320 report may be overstated.

Cause

Unknown.

SAN MATEO COUNTY COMMUNITY COLLEGE DISTRICT

STATE AWARDS FINDINGS AND QUESTIONED COSTS FOR THE YEAR ENDED JUNE 30, 2013

Recommendation

We recommend the District review the State compliance requirements for General Apportionment funding System and provide necessary trainings to the individuals having these responsibilities to ensure that the District is in compliance with the State requirements.

Management's Response and Corrective Action Plan

We are instituting additional training for faculty members to ensure that back-up is assembled and entered correctly. In addition, the Office of Instruction will require that each division's staff check and confirm accuracy and consistency of supporting course detail and instructor's data entered in WebSmart. If class section offered is not in the printed schedule then it must appear on the New Classes report (SQRNCRN) on WebSchedule. A lecture/lab combination course, the procedure has already been implemented with a minimum 10 minute break before the beginning start time of the lab session.

SAN MATEO COUNTY COMMUNITY COLLEGE DISTRICT

SUMMARY SCHEDULE OF PRIOR YEAR FINDINGS JUNE 30, 2013

Except as specified in previous sections of this report, summarized below is the current status of all audit findings reported in the prior year's Schedule of Findings and Questioned Costs.

2012-1 Finding – To Be Arranged Hours (TBA)

Criteria or Specific Requirements

Title 5 CCR Section 55002(a)(3) Course Outline of Record indicates that the course is described in a course outline of record that shall be maintained in the official college files and made available to each instructor. The course outline of record shall specify the unit value the expected number of contact hours for the course as a whole, the prerequisites, corequisites or advisories on recommended preparation (if any) for the course, the catalog description, objectives, and content in terms of a specific body of knowledge. The course outline shall also specify types or provide examples of required reading and writing assignments, other outside-of-class assignments, instructional, methodology, and methods of evaluation for determining whether the stated objectives have been met by students.

Legal Advisory 08-02 To Be Arranged (TBA) Hours Compliance Advice indicates that documentation is required to substantiate that each student has completed the TBA requirements as appropriate for either the Weekly or Daily census attendance accounting procedures.

Condition

We noted 28 out of 30 TBA courses reviewed did not have adequate documentation to support TBA hours reported as required.

Questioned Costs

None. The District revised and resubmitted the annual 320 report by reducing approximately 30 FTES.

Effect

The District reported FTES at P1 and P2 that were not properly documented.

Cause

Documentation was not always maintained to support TBA hours claimed.

Recommendation

We recommend the District review the TBA documentation and remove undocumented hours from the 320 report at P1, P2, and the annual report.

Current Status

Not Implemented, see current year finding #2013-1

SAN MATEO COUNTY COMMUNITY COLLEGE DISTRICT

SUMMARY SCHEDULE OF PRIOR YEAR FINDINGS JUNE 30, 2013

2012-2 Finding – Calculation of Contact Hours for Positive Attendance

Criteria or Specific Requirements

According to Student Attendance Accounting Manual, Chapter 3 Attendance Accounting Application for Actual Hours of Attendance Procedure, Positive attendance is based on an actual count of enrolled students present at each class meeting. In other word, the total student contact hours reported for each class reported under the Actual Hours of Attendance Procedure should be the sum of the individual attendance hour totals for each student in the class as reported by the instructor.

Condition

For the 25 Positive attendance courses reviewed, we noted 14 of them had student total contact hours noted on the roster did not agree to the total contact hours reported on the Banner report (SVRCALD).

Questioned Costs

None. (revised 320 report submitted has reduced 6.66 FTES in question)

Effect

The District was not in compliance with the Positive Attendance contact hours reporting.

Cause

Not all faculty members followed the proper procedures to maintain adequate documentation to support the contact hours reported.

Recommendation

Faculty members should be reminded with the importance of documenting and maintaining accurate attendance rosters to support the hours claimed.

Current Status

Not implemented, see current year finding #2013-2.

2012-3 Finding – Curriculum and Instruction

Criteria or Specific Requirements

Title 5 Section 58007 states that contact hours of enrollment in noncredit courses, except for noncredit courses using the Alternative attendance accounting procedure described in subdivision (f)(2) of Section 58003.1, shall be based upon the count of students present at each course meeting. Full-time equivalent student in noncredit courses shall be computed by dividing the sum of contact hours of enrollment by 525, except for noncredit courses using the alternative attendance accounting procedure described in Section 59003.1(f)(2).

Condition

We noted the 2 noncredit courses reviewed did not have documentation to support the hours claimed.

Questioned Costs

None (Annual 320 report was revised by reducing the 2.04 FTES in question).

SAN MATEO COUNTY COMMUNITY COLLEGE DISTRICT

SUMMARY SCHEDULE OF PRIOR YEAR FINDINGS

JUNE 30, 2013

Effect

The District was not in compliance with noncredit course documentation requirements.

Cause

Hours claimed for noncredit courses were not supported by documentation.

Recommendation

Faculty members should be reminded with the importance of maintaining adequate documentation to support the attendance hours claimed.

Current Status

This program was not tested in 2012-13 fiscal year as it was not required by the Contracted District Audit Manual for the audit of fiscal year 2012-13.

2012-4 Finding – Concurrent Enrollment of K-12 Students In Community College Credit Courses

Criteria or Specific Requirements

Title 5, section 53410 sets the basic minimum qualifications for credit instructors which include either a master's degree "in the discipline of the faculty member's assignment" or a master's degree "in a discipline reasonably related" to the assignment and a bachelor's degree "in the discipline of the faculty member's assignment."

Education Code section 87359 requires the Board of Governors to adopt regulations setting forth a process to allow local districts to employ faculty members who do not meet the minimum qualifications adopted by the Board of Governors. The section provides that a person may be hired to serve as a faculty member if the district governing board determines that the individual "possesses qualifications that are at least equivalent to the minimum qualifications specified in regulations of the board of governors adopted pursuant to Section 87356." The section requires a process to ensure that "each individual faculty member employed under the authority granted by the regulations possesses minimum qualification specified in regulations adopted by the board of governors."

Per the District Policy for Minimum Qualifications, in order for faculty to teach in a particular discipline, they must either meet the state minimum qualifications or they must pass an equivalency process. A committee consisting of faculty discipline experts determines if the faculty member has sufficient education or professional achievement to warrant equivalency to the required degree, as stated in the state minimum qualifications for faculty and administrators. Each equivalency is approved by committee, by the Academic Senate, by the appropriate Vice President of the campus, and by the College President. Finally, the equivalency is Board approved before the faculty member is given an FSA (faculty service area certification).

Condition

We noted 1 out of 25 teachers reviewed did not have evidence on file to show that the teacher had met the minimum qualifications or passed the District's equivalency review process.

Questioned Costs

None.

SAN MATEO COUNTY COMMUNITY COLLEGE DISTRICT

SUMMARY SCHEDULE OF PRIOR YEAR FINDINGS JUNE 30, 2013

Effect

The District was not in compliance with credit instructors' minimum qualification or pass equivalency review process.

Cause

The College failed to complete the minimum qualification equivalency review process for the instructor.

Recommendation

Individuals having hiring responsibilities should be reminded the importance of following the appropriate policy and procedures established by governing board and the requirements indicated in CCR Title 5, section 53410.

Current Status

Implemented.

2012-5 **Finding – Disable Student Program and Services (DSPS)**

Criteria or Specific Requirements

Title 5 Section 56006 requires a verification of disability form be maintained in each student's file. The verification should identify and describe the student's disability and the educational limitations which inhibit the educational process. The form should be signed by the appropriate professional or representative from an agency participating in interagency agreements with the State Chancellor's Office.

Title 5 Section 56004 states that documentation for services and accommodations directly related to the student's educational limitation should be available in the student's file.

Title 5 Section 56022 states that a Student Educational Contract (SEC) should be reviewed and updated each year to determine the student's progress toward their stated instructional and educational goal(s).

Title 5 Section 56026 states that colleges should maintain records of the services provided to students with disabilities.

SAN MATEO COUNTY COMMUNITY COLLEGE DISTRICT

SUMMARY SCHEDULE OF PRIOR YEAR FINDINGS JUNE 30, 2013

Condition

We noted 12 out of 40 student files reviewed did not have a current Student Education Plan (SEP) or Student Education Contract (SEC) on file. For the SEP or SEC carried forward from the prior year, there were no indication that an annual review for the student's status was performed. In addition, 1 student did not have a disability verification form on file.

Questioned Costs

None.

Effect

The District was not in compliance with the Disable Student Program and Services documentation requirement.

Cause

The Colleges did not perform the required annual student file reviews or did not maintain documentation to evidence that such review was performed. In addition, students no longer registered with Disability Resource Center were not removed from the list of students served.

Recommendation

We recommend the District annually review the students files and evidence such review by a notation to show the name of the person reviewed, date of review, and whether there are changes to the student's status. If status changed, a current SEP or SEC should be completed. Students who are no longer registered for the services should be removed from the list reported.

Current Status

Implemented.